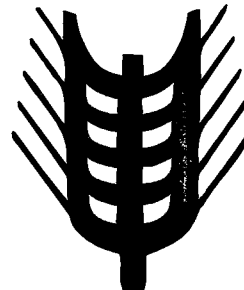




Comisión Europea
 Europa-Kommissionen
 Europäische Kommission
 Ευρωπαϊκή Επιτροπή
 European Commission
 Commission européenne
 Commissione europea
 Europese Commissie
 Comissão Europeia
 Euroopan komissio
 Europeiska kommissionen



Mercados agrarios
 Landbrugsmarkeder
 Agrarmärkte
 Γεωργικές αγορές
 Agricultural markets
 Marchés agricoles
 Mercati agricoli
 Landbouwmarkten
 Mercados agrícolas
 Maatalousmarkkinat
 Jordbruksmarknader

Πriceios □ Priser □ Preise □ Τιμές □ Prices □ Prix □ Prezzi □ Prijzen □ Preços □ Hinnat □ Priser

Basée sur des informations rassemblées par les services de la direction générale de l'agriculture, dans le cadre de l'application de la politique agricole commune, la publication Marchés agricoles – Prix contient des données concernant les prix fixés par le Conseil ou par la Commission et les prix constatés sur les différents marchés de la Communauté.

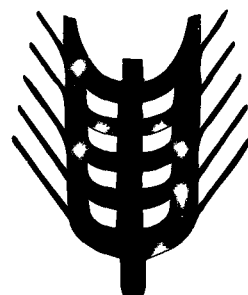
La table des matières (page 1) mentionne les produits traités.

Les tableaux donnent l'évolution, pour une période de plusieurs semaines et de plusieurs mois, des:

— prix de marché.



Comisión Europea
Europa-Kommissionen
Europäische Kommission
Ευρωπαϊκή Επιτροπή
European Commission
Commission européenne
Commissione europea
Europese Commissie
Comissão Europeia
Euroopan komissio
Europeiska kommissionen



Mercados agrarios
Landbrugsmarkeder
Agrarmärkte
Γεωργικές αγορές
Agricultural markets
Marchés agricoles
Mercati agricoli
Landbouwmarkten
Mercados agrícolas
Maatalousmarkkinat
Jordbruksmarknader

Precios □ Priser □ Preise □ Τιμές □ Prices □ Prix □ Prezzi □ Prijzen □ Preços □ Hinnat □ Priser

CEE : VI/14

DIRECCIÓN GENERAL DE AGRICULTURA, Dirección «Asuntos Generales»
GENERALDIREKTORATET FOR LANDBRUG, Direktorat Generale Anliggender
GENERALDIREKTION LANDWIRTSCHAFT, Direktion Allgemeine Angelegenheiten
ΓΕΝΙΚΗ ΔΙΕΥΘΥΝΣΗ ΓΕΩΡΓΙΑΣ, Διεύθυνση Γενικών Υποθέσεων
DIRECTORATE-GENERAL FOR AGRICULTURE, Directorate 'General matters'
DIRECTION GÉNÉRALE DE L' AGRICULTURE, direction «affaires générales»
DIREZIONE GENERALE DELL'AGRICOLTURA, direzione Affari generali
DIRECTORAAT-GENERAAL LANDBOUW, Directoraat algemene zaken
DIRECÇÃO GERAL DE AGRICULTURA, Direcção «Assuntos Gerais»
MAATALOUDEN PÄÄOSASTO, Yleisten asioiden osasto
GENERALDIREKTORATET FÖR JORDBRUK, Direktoratet "Allmänna angelägenheter"

Rue de la Loi 200, B-1049 Bruxelles
Bâtiment Berlaymont

Tél. (32-2)299 11 11

Télex 22037 (AGREC)

Luxembourg: Office des publications officielles des Communautés européennes, 2000

ISSN 1014-8159

- © Comunidades Europeas, 2000
Reproducción autorizada, con indicación de la fuente bibliográfica.
- © De Europæiske Fællesskaber, 2000
Eftertryk tilladt med kildeangivelse.
- © Europäische Gemeinschaften, 2000
Nachdruck mit Quellenangabe gestattet.
- © Ευρωπαϊκές Κοινοότητες, 2000
Επιτρέπεται η αναπαραγωγή με αναφορά της πηγής.
- © European Communities, 2000
Reproduction is authorized provided the source is acknowledged.
- © Communautés européennes, 2000
Reproduction autorisée, moyennant mention de la source.
- © Comunità europea, 2000
Riproduzione autorizzata con citazione della fonte.
- © Europese Gemeenschappen, 2000
Overneming met bronvermelding toegestaan.
- © Comunidades Europeias, 2000
Reprodução autorizada mediante indicação da fonte.
- © Europeiska gemenskaperna, 2000
Kopiering tillåten med angivande av källan.
- © Euroopan yhteisöt, 2000
Tekstin jäljentäminen on sallittua, kunhan lähde mainitaan.

Index

Korn	Getreide	Cereals	Céréales	Cereali	Granen	4 - 16
Riz	Reis	Rice	Riz	Riso	Rijst	17 - 22
Olivenolie	Olivenöl	Olive oil	Huile d'olive	Olio d'oliva	Olijfolie	23 - 28
Svinekød	Schweinefleisch	Pork	Viande porcine	Carni suine	Varkensvlees	29 - 46
Æg	Eier	Eggs	Œufs	Uova	Eieren	47 - 50
Fjerkræ	Geflügel	Poultry	Volaille	Pollama	Gevogelte	51 - 54
Oksekød	Rindfleisch	Beef	Viande bovine	Carne bovina	Rundvlees	55 - 58
Mejeriprodukter	Milcherzeugnisse	Milk products	Produits laitiers	Prodotti lattiero	Zuivelprodukten	59 - 84
Farekød	Schaf-fleisch	Sheep	Viande ovine	Carne ovine	Schapevlees	85 - 89

Korn

Getreide

Cereals

Céréales

Cereali

Granen

MN / T	Blé tendre panifiable				Brotweizen		Bread making wheat		Trigo blando panificable				
	Grano tenero panificabile				Broodtarwe		Trigo panificavel						
€ / T	janv-99	févr-99	mars-99	avr-99	mai-99	juin-99	juil-99	août-99	sept-99	oct-99	nov-99	déc-99	1999
Belgique	4.832,2 119,787	4.800,0 118,989	4.926,7 122,129	5 048,6 125,152	5.116,7 126,839	5.116,7 126,839	5 116,7 126,839	5.004,3 124,054	5.065,6 125,572	5 025,0 124,5665	5 134,7 127,28644	5 161,1 127,9406	5 029,0 124,66613
Danmark	919,35 123,449	920,00 123,737	920,00 123,753	943,00 126,864	959,58 129,089	960,00 129,184	- -	- -	950,00 127,803	955,00 128,473	954,00 128,258	968,00 130,099	944,89 127,071
Deutschland	243,86 124,6	243,67 124,585	245,05 125,29	252,80 129,254	257,78 131,8	258,33 132,083	226,75 115,936	230,57 117,888	240,05 122,739	244,38 124,94954	247,56 126,57766	250,52 129,08745	245,11 125,3158
Ellas	50 121 155,081	50 333 156,347	50,333 156,367	49,367 151,786	48,667 149,571	- -	42 500 130,757	42 500 130,287	43 200 132,347	43 780 133,100	44 508 135,305	44 525 135,275	46 531 142,384
España	23,871 143,394	23,944 143,907	23,864 143,423	23,970 144,064	24 642 148,103	24 482 147,140	24 016 144,339	23 871 143,466	23,750 142,739	24 084 144,750	24 778 148,917	25 122 150,986	24,116 145,436
Finland	859,0 144,388	858,0 144,305	858,0 144,305	858,0 144,305	860,0 144,642	858,9 144,458	857,0 144,137	837,0 140,773	837,6 140,874	839,7 141,222	840,3 141,334	840,0 141,278	850,3 143,002
France	737,65 112,354	730,53 111,369	743,31 113,318	785,43 119,738	791,71 120,695	798,50 121,73	761,48 116,086	751,61 114,581	728,03 110,987	793,10 120,90728	808,12 123,19695	814,75 124,20766	770,35 117,43082
Italia	277,398 143,140	267 484 138,144	263,400 136,035	282,093 145,689	296,598 153,180	288,938 149,224	255,273 131,837	260 309 134,439	265,810 137,280	275 466 142,266	282 972 146,143	288,909 149,209	274,158 142,216
Nederland	290,00 129,7	- -	- -	- -	- -	- -	- -	282,50 128,19291	287,50 130,46181	295,50 134,09205	302,67 137,34415	305,00 138,40297	293,86 133,03231
Österreich	1 774,2 128,852	1.791,1 130,162	1.805,0 131,174	1.805,0 131,174	1 805,0 131,174	- -	- -	1.662,5 120,818	1 713,4 124,518	1 721,7 125,1184	1 731,7 125,84512	1 726,5 125,46965	1 753,6 127,43052
Portugal	27,761 138,388	27,764 138,487	27,800 138,666	28,250 140,910	28,771 143,508	29,250 145,898	27,613 137,732	27 696 138,147	27,833 138,832	28 850 143,903	28 250 140,910	29,490 147,095	28,167 141,040
Sweden	1 170,2 128,266	1.172,0 131,557	1 172,5 130,536	1.178,8 132,161	1 191,7 132,849	1.197,5 136,1	1 191,7 136,537	1 171,5 134,36884	1 164,0 136,46895	1 169,6 136,88669	1 167,9 135,64714	1 167,5 135,72073	1 176,2 133,92503
United-Kingdom	95,67 135,987	92,02 133,669	87,75 129,168	90,96 136,888	92,62 140,456	90,18 138,392	93,85 143,626	89,62 135,91072	93,95 145,69578	92,77 143,82158	91,25 145,80042	91,25 145,80042	91,82 139,60124

MN / T	Blé tendre fourrager				Futterweizen		Feed wheat		Trigo blando forrajero				
	Grano tenero da foraggio				Voeder tarwe		Trogo mole forrageiro						
€ / T	janv-99	févr-99	mars-99	avr-99	mai-99	juin-99	juil-99	août-99	sept-99	oct-99	nov-99	déc-99	1999
Belgique	4 555,3 112,923	4.488,1 111,257	4.673,3 115,849	4 825,0 119,609	4.875,0 120,848	4.883,3 121,055	4.819,3 119,469	5 024,2 124,547	4 838,9 119,953	4 876,4 120,883	4 994,4 123,809	5 003,3 124,029	4 821,4 119,519
Danmark	817,58 109,781	818,39 110,071	840,00 112,992	890,75 119,835	915,83 123,203	907,08 122,069	- -	- -	841,67 113,244	839,58 112,947	858,50 115,419	874,50 117,533	860,39 115,709
Deutschland	231,51 118,297	230,93 118,073	233,13 119,195	245,56 125,554	250,46 128,056	244,13 124,823	224,30 114,682	221,86 113,433	231,77 118,502	238,01 121,694	240,54 122,986	243,31 124,403	236,29 120,808
Irland	100,05 126,973	99,05 125,764	99,20 125,958	101,27 128,583	104,67 132,902	107,67 136,714	97,88 124,276	97,88 124,276	98,69 125,307	98,79 125,440	101,42 128,773	103,35 131,227	100,83 128,016
Nederland	273,24 123,878	268,30 121,747	270,60 122,792	282,57 128,223	289,13 131,199	295,17 133,941	287,03 130,249	276,05 125,265	279,78 126,960	286,33 129,932	292,67 132,806	295,00 133,865	282,99 128,405
Österreich	1.625,00 116,901	- -	- -	- -	- -	- -	- -	1.533,82 111,467	1 575,00 114,46	- -	- -	- -	1.577,94 114,276
Portugal	26,250 130,854	26,263 130,996	26,250 130,934	26,250 130,934	26,917 134,259	27,250 135,922	- -	25 750 128,440	25 750 128,440	25 750 128,440	25 417 126,778	27 050 134,925	26,185 130,993
United-Kingdom	80,24 114,414	78,82 114,319	79,35 116,803	79,45 119,579	81,25 123,272	84,53 129,731	87,32 133,636	77,95 118,197	76,62 118,816	76,31 118,623	77,30 122,148	77,66 123,796	79,73 121,111

MN / T	Blé tendre panifiable				Brotweizen		Bread making wheat			Trigo blando panificable			
	Grano tenero panificabile				Broodtarwe		Trigo panificavel						
€ / T	janv-00	févr-00	mars-00	avr-00	mai-00	juin-00	juil-00	août-00	sept-00	oct-00	nov-00	déc-00	2000
Belgique	5 172,6 128,225	5 198,3 128,862	5 264,5 130,504	5 248,9 130,117	5 400,5 133,876	5 300,0 131,384	5 300,0 131,384	5 172,6 128,225	5 000,6 123,961	5 019,9 124,441	5 070,6 125,696	5 174,2 128,265	5 193,6 128,745
Danmark	992,58 133,344	1 008,28 135,432	1 016,45 136,479	1 007,00 135,159	1 040,65 139,513	1 010,00 135,350	1 000,00 134,084	987,10 132,345	930,00 124,613	947,74 127,268	951,67 127,604	960,00 128,719	987,62 132,493
Deutschland	254,14 129,941	257,66 131,737	263,55 134,751	263,03 134,483	271,73 138,931	253,65 129,689	229,87 117,53	238,92 122,16	243,97 124,739	247,90 126,748	250,40 128,028	252,30 128,999	252,26 128,978
Ellas	50 000 150,979	51 655 155,049	52 581 157,391	53 167 158,570	55 000 163,329	43 717 129,885	44 149 131 036	45 105 133,706	46 759 138,141	46 935 138,235	48 617 142,869	50 000 146,741	48 974 145,494
España	25 214 151,539	25 403 152,675	25 642 154,111	25 137 151,077	25 621 153,987	23 333 140,232	21 967 132,026	22 036 132,440	22 334 134,228	23 645 142,109	24 143 145,103	24 377 146,511	24 071 144,670
Finland	840,0 141,278	842,5 141,695	850,0 142,960	823,5 138,508	851,5 143,220	847,6 142 551	845,0 142,119	796,5 133,956	788,4 132,599	789,0 132,700	789,0 132,700	787,4 132,435	820,9 138,060
France	818,08 124,716	819,11 124,873	835,24 127,331	823,10 125,479	826,03 125,927	774,91 118,135	734,79 112,018	714,78 108,968	722,92 110,209	739,18 112,687	758,33 115,607	767,00 116,929	777,79 118,57325
Italia	294 669 152,184	293 272 151,463	295 776 152,756	289 449 149,488	308 260 159,203	279 176 149,290	272 173 148 946	282 291 148,946	295 384 148,946	300 017 148,946	314 587 148,946	320 402 148,946	295 455 150,672
Nederland	307,32 139,457	308,43 139,96	312,18 141,66	312,42 141,769	318,35 144,463	311,42 141,315	310,00 140,672	310,00 140,672	310,00 140,672	310,00 140,672	310,00 140,672	310,00 140,672	310,84 141,05467
Österreich	1 765,4 128,297	1 762,5 128,086	1 771,2 128,719	1 722,9 125,209	1 803,2 131,046	1 808,8 131,447	1 763,9 128,185	1 689,8 122,805	1 730,7 125,773	1 942,4 141 161	1 904,8 138,423	1 891,8 137,48	1 796,5 130,55258
Portugal	30 256 150,919	30 322 151,247	31 279 156,019	29 758 148,434	31 247 155,858	31 290 158,074	27 232 135,834	25 545 127,416	26 344 131,401	28 911 144,209	28 953 144 418	30 973 154,490	29 340 146,363
Sweden	1 169,1 136,294	1 173,2 138,275	1 172,9 140,408	1 130,8 136,681	1 158,5 139,72	1 147,8 138,117	1 147,5 136,485	1 130,2 134,785	1 068,2 127,058	1 089,1 127,892	1 097,7 126,823	1 110,8 127 784	1 133,0 134,1935
United-Kingdom	91,91 149,599	88,78 144,224	90,00 147,709	92,19 154,009	94,26 154,736	94,89 150,534	98,72 158,577	82,85 136,51	79,32 130,083	77,82 132 312	76,55 127,284	82,15 133,947	87,45 143,29367

MN / T	Blé tendre fourrager				Futterweizen		Feed wheat			Trigo blando forrajero			
	Grano tenero da foraggio				Voeder tarwe		Trogo mole forrageiro						
€ / T	janv-00	févr-00	mars-00	avr-00	mai-00	juin-00	juil-00	août-00	sept-00	oct-00	nov-00	déc-00	2000
Belgique	5 018,8 124,413	5 032,7 124,759	5 087,6 126,119	5 116,4 126,832	5 218,8 129,371	5 108,3 126,632	5 060,7 125,452	4 291,9 106,394	4 303,9 106,691	4 409,7 109,313	4 526,1 112,200	4 718,8 116,977	4 824,5 119,596
Danmark	888,31 119,335	901,98 121,155	916,29 123,031	924,58 124,097	918,63 123,155	899,17 120,498	897,50 120,340	897,50 120,332	835,67 111,975	806,13 108,251	848,50 113,771	870,00 116,652	883,69 118,549
Deutschland	250,08 127,863	252,26 128,980	256,15 130,965	259,01 132,429	265,15 135,570	249,43 127,530	229,04 117,109	212,59 108,693	217,79 111,356	223,62 114,335	232 49 118,869	238,37 121,878	240,50 122,965
Irland	105,31 133,722	107,31 136,256	108,62 137,920	108,49 137,753	112,36 142,667	107,43 136,402	105,53 133,998	103,48 131,387	94,58 120,086	93,39 118,578	95,39 121,123	98,44 124,998	103,36 131,241
Nederland	297,32 134,919	298,95 135,657	303,95 137,927	302,75 137,382	308,35 139,925	300,42 136,323	291,61 132,328	256,16 116,241	258,92 117,491	263,77 119,695	273,60 124,154	284,40 129,056	286,68 130,092
Österreich	1 575,00 114,46	1 575,00 114,46	1 575,00 114,46	1 522,50 110,645	1 776,60 129,112	1 825,00 132,628	1 825,00 132,628	1 720,50 125,032	1 564,30 113,685	1 579,80 114,812	1 625,00 118,093	1 658,20 120,508	1 651,83 120,04358
Portugal	28 250 140,910	28 250 140,910	28 250 140,910	27 308 136,213	28 944 144,369	28 617 142,739	23 656 117,995	23 828 118,853	23 972 119,572	26 024 129,808	27 130 135,324	28 105 140,186	26 861 133,982
United-Kingdom	78,31 127,567	77,38 125,696	77,03 126,451	77,82 130,026	78,53 128,930	78,60 124,683	81,45 130,850	70,02 115,348	67,35 110,440	65,80 111,862	66,87 111,183	69,87 113,934	74,09 121,414

MN / T	Blé tendre panifiable				Brotweizen		Bread making wheat			Trigo blando panificable			
	Grano tenero panificabile				Broodtarwe		Trigo panificavel						
€ / T	88 / 89	89 / 90	90 / 91	91 / 92	92 / 93	93 / 94	94 / 95	95 / 96	96 / 97	97 / 98	98 / 99	99 / 00	
Belgique	8 538,1 177,221	8 041,7 166,541	7 732,7 159,513	7 929,3 163,302	7 453,5 153,501	6 144,7 124,849	5 781,7 127,64	5 821,8 147,297	5 628,6 140,836	5 339,5 130,534	4 948,6 121,79	5 182,5 128,472	
Danmark	1 551,70 176,244	1 433,62 160,665	1 411,32 157,287	1 421,39 158,286	1 367,66 152,303	1 145,51 122,539	1 131,00 132,692	1 125,14 149,580	1 060,47 141,397	1 009,11 133,659	924,42 123,518	987,31 132,623	
Deutschland	413,16 174,052	390,48 164,51	385,73 162,513	378,15 160,626	373,15 158,505	298,63 126,852	286,85 132,542	286,87 150,404	270,59 139,651	257,65 130,003	243,23 123,507	251,64 128,663	
Ellas	29 925 186,121	41 327 209,463	40 532 176,322	44 039 174,753	47 173 161,220	51 885 155,156	52 061 154,226	54 334 175,259	51 901 166,348	52 816 163,169	47 839 144,189	47 373 142,915	
España	27 403 177,203	25 506 165,993	27 829 180,872	29 330 190,255	30 126 185,953	27 587 144,076	27 630 152,873	29 537 177,181	26 034 157,384	26 166 155 893	24 025 143 787	24 745 148,717	
Finland	- -	- -	- -	- -	- -	- -	866,3 144,481	888,3 150,339	913,7 151,579	879,2 145 844	858,8 143,548	844,9 142,098	
France	1323,07 174,669	1259,43 163,613	1265,45 160,504	1255,46 159,006	1190,75 150,811	977,78 122,649	937,93 127,97	966,20 146,167	898,51 135 927	857,35 128,254	762,60 115,154	803,23 122,452	
Italia	325 907 201,787	298 551 176,66	314,072 181,125	315 541 178,337	344,683 171,57	332,162 147,559	333,036 148,15	353 112 163,373	302 167 151,83	290 644 146,665	266,033 137,116	284 000 147,122	
Nederland	460,60 173,087	430,47 161,776	432,01 162,355	418,94 157,935	405,58 152,903	332,26 125,261	322,10 132,026	324,28 151,505	296,91 136,579	280,28 125,739	290,00 129,7	302,22 137,142	
Österreich	- -	- -	- -	- -	- -	- -	2 005,4 143 071	1 944,5 144,996	2 001,7 146,903	1 814,6 130,135	1 772,0 127,884	1 747,6 127,006	
Portugal	- -	- -	- -	- -	28 683 139,033	28 438 121 95	28 449 125 536	29 802 159,383	31 535 159,136	29 853 147,859	27 314 136,16	29 697 148,127	
Sweden	- -	- -	- -	- -	- -	- -	1 369,3 139,419	1 349,4 145,67	1 196,2 137,223	1 180,8 134,608	1 168,4 129,622	1 168,8 137,423	
United-Kingdom	125,13 187,729	119,13 169,511	134,15 172 079	139,03 174,804	155,45 173,604	129,65 140,21	126,83 142,324	132,80 156,324	113,22 144,145	109,75 157,729	94,51 138,894	92,50 147,274	

MN / T	Blé tendre fourrager				Futterweizen		Feed wheat			Trigo blando forrajero			
	Grano tenero da foraggio				Voeder tarwe		Trogo mole forrageiro						
€ / T	88 / 89	89 / 90	90 / 91	91 / 92	92 / 93	93 / 94	94 / 95	95 / 96	96 / 97	97 / 98	98 / 99	99 / 00	99 / 00
Belgique	8 274,5 171,749	7 685,7 159,168	7 562,4 155,996	7 636,6 157,273	6 896,7 142,036	5 706,5 115,95	5 553,8 122,527	5 649,0 142,925	5 348,4 133,818	4 948,4 120,892	4 657,2 114,624	5 007,5 124,133	
Danmark	- -	- -	- -	- -	- -	- -	1 068,2 134,326	1 083,7 144,075	952,1 126,945	897,4 118,822	842,7 112,609	893,6 120,03	
Deutschland	405,52 170,831	381,59 160,761	377,67 159,117	374,24 158,966	360,51 153,136	285,26 121,171	282,57 130,587	284,69 149,26	260,97 134,68	245,40 123,825	231,58 117,596	246,02 125,788	
Ireland	156,03 185,57	152,55 178,065	150,10 171,068	147,31 167,633	129,90 147,821	- -	- -	- -	- -	101,91 128,523	100,38 126,76	105,57 134,042	
Nederland	458,22 172,197	430,13 161,65	430,57 161,813	423,06 159,489	387,36 146,033	324,96 122,508	320,83 131,499	320,61 149,791	304,7 140,168	277,27 124,282	278,64 125,883	295,04 133,883	
Österreich	- -	- -	- -	- -	- -	- -	2 001,45 142,787	1 939,10 144,594	1 934,18 141,953	1 667,23 119,507	1 591,83 114,171	1 607,30 116,808	
Portugal	- -	- -	- -	- -	26 683 129,338	26 833 115,626	28 424 126,362	30 245 161,013	29 974 150,685	27 789 138,167	25 983 129,28	27 161 135,478	
United-Kingdom	115,43 173,366	115,28 164,022	125,83 161,404	127,36 160,12	131,83 147,331	110,85 120,073	114,42 128,497	124,07 145,71	100,83 128,084	82,99 119,628	79,73 117,254	78,59 125,091	

MN / T	Blé tendre panifiable				Brotweizen		Bread making wheat		Trigo blando panificable				
	Grano tenero panificabile				Broodtarwe		Trigo panificavel						
€ / T	1988	1989	1990	1991	1992	1993	1994	1995	1996	1997	1998	1999	2000
Belgique	8 398,1 174,722	8 378,6 173,518	7 717,1 159,630	8 045,2 165,688	7 627,8 157,092	7 052,9 144,936	5 992,7 121,539	5 725,2 140,317	5 801,1 146,616	5 520,2 135,982	5 093,4 124,436	5 029,0 124,666	5 193,6 128,745
Danmark	1483,45 169,441	1526,25 171,937	1392,58 155,721	1446,64 161,098	1384,13 154,136	1252,53 137,389	1159,71 124,058	1120,26 144,229	1111,09 148,147	1040,60 138,347	958,70 126,854	944,89 127,071	987,62 132,493
Deutschland	416,00 174,346	402,21 169,452	383,68 161,643	384,40 162,588	377,51 160,359	337,32 143,285	294,11 124,931	278,94 142,656	288,86 150,908	261,23 132,778	248,03 125,052	245,11 125,316	252,26 128,978
Ellas	27 740 193,102	33.208 196,972	39.773 184,286	41.928 170,800	47.040 178,006	48.874 153,805	52.758 153,622	52 470 171,388	52.754 168,850	52 768 169,241	49.491 146,927	46 531 142,384	48 974 145,494
España	27.810 179,933	26.375 170,559	26.036 170,004	28.879 188,172	28.939 189,176	29.506 165,397	27 383 142,873	28.857 171,525	27.670 166,594	26 035 156 662	25 241 149 458	24 116 145,436	24 071 144,670
Finland	-	-	-	-	-	-	-	860,8	920,6	892,4	870,3	850,3	820,9
France	1 297,35 172,517	1 301,61 170,393	1 232,62 158,391	1 274,73 161,448	1 236,05 156,548	1 077,49 135,958	959,90 120,259	944,19 140,946	942,90 142,643	889,33 133,829	801,23 119,822	770,35 117,431	777,79 118,573
Italia	318.554 200,100	319 937 192,522	294.374 171,441	325 882 184,802	306.133 172,178	363.814 164,842	319.885 139,416	360.134 162,950	321.227 155,843	295 239 149,663	274.548 138,733	274 158 142,216	295.455 150,672
Nederland	455,41 170,286	445,42 167,394	422,43 158,754	433,77 163,261	410,13 154,616	371,49 140,051	332,43 125,326	317,82 144,599	312,36 145,506	295,94 134,066	282,17 126,257	293,86 133,032	310,84 141,055
Österreich	-	-	-	-	-	-	-	1 956,2	2 006,2	1 865,9	1 808,1	1 753,6	1 796,5
Portugal	-	-	-	-	28.683,0	28.438,0	28.449,0	30.223,0	32 046,0	30 318,0	28 789,0	28 167,0	29 343,0
Sweden	-	-	-	-	-	-	1.329,7	1.370,0	1 278,5	1 183,4	1 171,0	1 176,2	1 133,0
United-Kingdom	127,91 194,946	121,59 176,908	124,75 168,457	139,58 177,290	142,04 175,135	151,79 160,212	123,82 132,334	130,51 154,990	124,47 148,095	110,34 151,565	103,77 150,857	91,82 139,601	87,45 143,294

MN / T	Blé tendre fourrager				Futterweizen		Feed wheat		Trigo blando forrajero				
	Grano tenero da foraggio				Voeder tarwe		Trogo mole forrageiro						
€ / T	1988	1989	1990	1991	1992	1993	1994	1995	1996	1997	1998	1999	2000
Belgique	8.061,2 167,711	8.058,8 166,895	7.420,9 153,501	7 822,0 161,090	7.366,2 151,703	6.334,7 130,168	5.667,1 114,935	5.521,2 135,329	5 544,6 140,136	5 212,1 128,517	4 766,7 116,454	4 821,4 119,519	4 824,5 119,596
Danmark	-	-	-	-	-	-	-	1.075,6	1 026,9	935,3	857,1	860,4	883,7
Deutschland	402,61 168,739	394,98 166,403	376,54 158,635	378,13 159,940	367,29 156,015	323,68 137,494	286,82 121,834	276,71 141,519	281,84 147,253	249,47 126,811	237,12 119,552	236,29 120,808	240,50 122,965
Ireland	151,62 182,370	153,63 180,724	148,02 170,971	152,32 173,337	141,65 161,192	-	-	-	-	-	100,34	100,83	103,36
Nederland	449,09 167,928	445,21 167,317	421,44 158,382	431,30 162,329	401,72 151,447	362,83 136,787	329,03 124,043	316,78 144,126	315,94 147,084	288,49 130,362	278,22 124,550	282,99 128,405	286,68 130,092
Österreich	-	-	-	-	-	-	-	1.950,3	1.968,8	1.748,5	1 674,4	1 577,9	1 651,8
Portugal	-	-	-	-	26.683,0	26.833,0	28.424,0	30.017,0	31 076,0	28 748,0	26 872,0	26 185,0	26 861,0
United-Kingdom	110,68 168,679	115,51 168,326	118,54 160,214	129,41 164,397	125,61 155,046	125,55 132,635	110,99 118,667	120,72 142,943	116,70 138,476	91,74 125,639	79,79 115,923	79,73 121,111	74,09 121,414

MN / T	Orge fourrager			Futtergerste			Feed Barley		Cebada forrajero				
	Orzo da foragglo			Voedergerst			Cevada forragelro						
€ / T	janv-99	févr-99	mars-99	avr-99	mai-99	juin-99	juli-99	août-99	sept-99	oct-99	nov-99	déc-99	1999
Belgique	-	-	-	-	-	-	-	-	4 893,3	4 958,3	4 995,8	4 996,7	4 961,0
	-	-	-	-	-	-	-	-	121,303	122,914	123,843	123,864	122 981
Danmark	906,94	908,75	910,00	930,00	927,71	890,83	-	-	863,33	860,42	864,50	883,50	894,60
	121,783	122,224	122,407	125,115	124,801	119,881	-	-	116,159	115,749	116 225	118,742	120,309
Deutschland	234,43	236,19	236,39	243,81	248,73	230,50	209,40	214,80	229 54	233,98	236,39	237,27	232,62
	119,784	120,761	120,864	124,661	127,171	117,855	107,065	109,825	117,363	119,633	120,865	121,315	118,930
Ellas	45 500	45 500	45 500	44 275	44 333	-	45 250	44 598	45 083	44 542	45 000	45 950	44,958
	140,777	141,333	141,352	136,131	136,255	-	139,218	136,718	137,518	135,392	136,797	139,256	138,250
España	20 470	20 543	20 544	20 820	20 938	20 326	20 153	20 194	20 497	20 954	21 563	21 918	20,636
	122,959	123,467	123,469	125,133	125,839	122,160	121,120	121,367	123,190	125,937	129,595	131,729	124,664
Finland	730,8	735,4	740,0	744,0	748,0	750,0	750,0	698,0	698,0	702,0	725,4	737,7	729,9
	122,841	123,690	124,459	125,132	125,804	126,141	126,141	117,395	117,395	118,068	122,004	124,069	122,762
France	788,04	784,91	784,04	813,68	808,17	753,93	759,06	776,64	793,21	796,50	809,63	811,81	789,97
	120,031	119,658	119,526	124,044	123,206	114,936	115,718	118,399	120,924	121,425	123,427	123,759	120,421
Ireland	-	-	-	-	-	-	-	-	-	95,63	96,92	97,75	96,76
	-	-	-	-	-	-	-	-	-	121,419	123,059	124,117	122,865
Italia	269 966	271 708	277 167	298 515	306 985	237 500	251 667	254 676	264 159	266 628	275 197	277 283	270 379
	139,303	140,325	143,145	154,170	158,545	122,659	129,975	131,529	136,427	137,702	142,128	143,205	139,926
Nederland	290,00	289,41	292,40	299,58	303,56	285,33	265,19	275,58	279,67	287,67	291,67	293,50	287,80
	131,478	131,328	132,687	135,945	137,750	129,479	120,339	125,053	126,910	130,537	132,353	133,184	130,587
Österreich	1.673,4	1.705,0	1.705,0	1 736,5	1.726,9	1.717,9	1 475,0	1 563,7	1 611,6	1 625,8	1 658,8	1 688,5	1.657,3
	121,532	123,908	123,908	126,197	125,497	124,844	107,192	113,637	117,119	118,154	120,546	122,708	120,437
Portugal	-	27 750	27 750	27 750	28 083	28 250	-	25 750	25 750	25 750	25 750	26 950	26 954
	-	138,416	138,416	138,416	140,079	140,910	-	128,440	128,440	128,440	128,440	134,426	134,442
Sweden	1 125,9	1 115,0	1 115,0	1 121,3	1 131,7	1 127,5	1 134,8	1 092,0	1 081,5	1 081,7	1 079,6	1 080,0	1 107,2
	123,403	125,162	124,134	125,713	126,161	128,144	130,017	125,254	126,793	126,602	125,388	125,512	126,024
United-Kingdom	84,26	83,44	81,72	81,89	84,07	85,37	77,36	74,97	76,94	76,84	77,55	77,20	80,13
	120,150	121,024	120,287	123,227	127,559	131,021	118,378	113,678	119,331	119,453	122,549	123,066	121,644

MN / T	Avoine fourrager			Futterhafer			Feed oats		Avena forrajero				
	Avena da foragglo			Voederhaver			Aveia forragelro						
€ / T	janv-99	févr-99	mars-99	avr-99	mai-99	juin-99	juli-99	août-99	sept-99	oct-99	nov-99	déc-99	1999
Belgique	4 316,1	4.472,6	4.513,3	4.534,7	4.583,3	4.583,3	4 598,4	4 634,4	4 662,8	4 841,7	4 888,9	4.940,0	4.630,8
	106,993	110,874	111,883	112,413	113,618	113,618	113,991	114,884	115,587	120,022	121,192	122,459	114,795
Deutschland	233,47	244,89	241,50	252,22	263,03	264,78	225,10	222,18	222,06	228,57	243,16	253,16	241,18
	119,301	125,210	123,477	128,957	134,488	135,379	115,092	113,600	113,537	116,868	124,323	129,439	123,306
Finland	645,1	650,2	657,7	696,3	692,6	670,9	666,7	671,7	670,9	682,3	701,5	725,1	677,6
	108,424	109,358	110,612	117,115	116,480	112,839	112,125	112,972	112,833	114,758	117,991	121,947	113,955
Österreich	1 351,7	1 426,7	1 432,5	1.475,0	1 475,0	1.486,1	-	1 511,0	1 614,1	702,0	725,4	737,7	1.267,0
	98,167	103,682	104,104	107,192	107,192	107,996	-	109,808	117,300	118 068	122,004	124,069	110,871
Sweden	1 086,6	1 080,0	1 080,0	1 080,0	1 096,7	1 090,0	1 082,7	1 092,0	1 081,5	1 081,7	1 079,6	1 080,0	1 085,1
	119 099	121,234	120,237	122,209	122,259	123,882	124,053	125,254	126,793	126,602	125,388	125,512	123,543
United-Kingdom	-	-	-	-	-	-	-	73,05	72,80	-	-	-	72,93
	-	-	-	-	-	-	-	110,934	114,429	-	-	-	112,682

MN / T	Orge fourrager			Futtergerste			Feed Barley			Cebada forrajero			
	Orzo da foraggio			Voedergerst			Cevada forrageiro						
€ / T	janv-00	févr-00	mars-00	avr-00	mai-00	juin-00	juil-00	août-00	sept-00	oct-00	nov-00	déc-00	2000
Belgique	5 013,4 124,280	5 031,6 124,730	5 068,8 125,653	5 068,3 125,641	5 211,8 129,198	5 041,1 124,966	4 854,0 120,328	4 562,6 113,105	4 625,0 114,651	4 732,0 117,304	4 888,3 121,179	5 038,4 124,899	4 927,9 122,161
Danmark	919,60 123,539	932,84 125,301	930,73 124,971	913,08 122,554	930,73 124,776	899,17 120,497	887,50 118,999	887,50 118,991	845,50 113,291	851,77 114,381	892,83 119,715	928,55 124,501	901,65 120,960
Deutschland	241,75 123,604	243,23 124,364	244,72 125,125	239,34 122,370	245,96 125,757	223,84 114,446	206,33 105,496	212,27 108,533	217,26 111,085	220,95 112,968	227,16 116,143	232,14 118,692	229,58 117,382
Ellas	46 976 141,851	47 000 141,077	47 903 143,388	49 945 148,960	50 678 150,493	45 072 133,914	48 282 143,305	48 801 144,662	49 105 145,087	48 833 143,824	48 833 143,506	48 833 143,316	48 355 143,615
España	22 248 133,712	22 211 133,490	22 479 135,101	22 269 133,838	22 669 136,245	19 818 119,106	18 100 108,781	18 022 108,313	18 322 110,118	18 988 114,121	19 171 115,217	19 391 116,544	20 307 122,049
Finland	747,0 125,631	758,9 127,632	761,0 127,991	736,5 123,865	754,2 126,841	753,6 126,744	755,0 126,982	714,8 120,218	651,3 109,544	652,5 109,742	664,2 111,704	677,1 113,888	718,8 120,899
France	827,00 126,076	829,53 126,462	837,87 127,732	833,96 127,136	826,78 126,042	778,06 118,615	725,70 110,632	750,48 114,410	750,52 114,415	771,66 117,639	804,90 122,707	811,43 123,702	795,66 121,297
Ireland	99,19 125,950	100,28 127,335	101,16 128,449	100,22 127,249	104,80 133,066	103,70 131,672	101,44 128,796	99,60 126,472	90,42 114,805	89,58 113,744	91,63 116,347	93,44 118,649	97,96 124,378
Italia	282 685 145,995	292 372 150,998	294 697 152,198	292 031 150,822	301 762 155,847	273 063 141,025	265 145 136,936	266 731 137,755	269 004 138,929	270 716 139,813	277 767 143,455	289 547 149,539	281 293 145,276
Nederland	293,98 133,404	297,50 135,000	299,60 135,951	295,73 134,198	298,42 135,417	283,92 128,836	263,06 119,373	266,94 121,130	272,17 123,504	277,66 125,997	289,28 131,271	293,90 133,367	286,01 129,787
Österreich	1 698,5 123,432	1 745,1 126,820	1 777,3 129,158	1 711,7 124,392	1 767,9 128,479	1 695,3 123,205	1 585,6 115,233	1 602,5 116,458	1 615,9 117,433	1 624,2 118,035	1 656,9 120,413	1 716,0 124,704	1 683,1 122,314
Portugal	28 234 140,830	29 078 145,038	29 250 145,898	28 275 141,035	29 653 147,909	29 217 145,732	23 461 117,024	23 503 117,231	24 351 121,463	25 524 127,314	26 183 130,601	26 734 133,348	26 955 134,452
Sweden	1 082,0 126,160	1 084,5 127,818	1 081,1 129,423	1 043,9 126,176	1 076,0 129,765	1 075,0 129,363	1 075,0 127,862	1 057,3 126,090	774,1 92,027	977,5 114,784	985,7 113,883	1 021,5 117,497	1 027,8 121,737
United-Kingdom	77,62 126,436	77,18 125,366	76,80 126,048	75,97 126,915	77,82 127,790	77,80 123,417	70,33 112,934	66,26 109,126	65,90 108,069	66,39 112,851	68,89 114,548	72,24 117,797	72,77 119,275

MN / T	Avoine fourrager			Futterhafer			Feed oats			Avena forrajero			
	Avena da foraggio			Voederhaver			Aveia forrageiro						
€ / T	janv-00	févr-00	mars-00	avr-00	mai-00	juin-00	juil-00	août-00	sept-00	oct-00	nov-00	déc-00	2000
Belgique	5 106,5 126,586	5 385,6 133,506	5 777,4 143,218	5 764,7 142,904	5 978,0 148,191	5 980,3 148,248	5 906,5 146,418	5 702,1 141,353	5 727,2 141,974	6 025,0 149,356	6 025,0 149,356	6 075,8 150,615	5 787,8 143,477
Deutschland	264,19 135,079	281,48 143,920	287,94 147,220	277,99 142,132	285,04 145,739	266,51 136,263	262,41 134,165	259,86 132,862	258,67 132,256	259,55 132,706	265,31 135,652	270,85 138,483	269,98 138,040
Finland	745,4 125,369	761,7 128,106	776,4 130,575	746,4 125,532	721,7 121,374	692,8 116,523	671,7 112,972	672,6 113,129	660,7 111,124	645,4 108,550	648,9 109,139	652,5 109,741	699,7 117,678
Österreich	1 625,0 118,093	1 625,0 118,093	1 625,0 118,093	1 570,8 114,157	1 625,0 118,093	1 625,0 118,093	1 625,0 118,093	1 611,3 117,097	1 606,0 116,713	1 609,7 116,980	1 700,0 123,544	1 700,0 123,544	1 629,0 118,383
Sweden	1 082,0 126,160	1 090,0 128,469	1 092,3 130,756	1 053,5 127,334	1 078,5 130,073	1 070,0 128,761	1 070,0 127,267	1 057,9 126,167	775,5 92,201	959,5 112,670	955,0 110,340	956,9 110,081	1 020,1 120,857
United-Kingdom	72,80 118,582	72,80 118,252	72,80 119,474	70,37 117,571	72,80 119,500	72,80 115,478	72,80 116,936	66,20 109,063	64,52 105,821	66,16 112,489	-	-	70,88 115,631

MN / T	Orge fourrager			Futtergerste			Feed Barley			Cebada forrajero			
	Orzo da foraggio			Voedergerst			Cevada forrageiro						
€ / T	88 / 89	89 / 90	90 / 91	91 / 92	92 / 93	93 / 94	94 / 95	95 / 96	96 / 97	97 / 98	98 / 99	99 / 00	99 / 00
Belgique	7 765,7	7 299,9	7 165,4	7 062,2	6 817,9	5 839,1	5 501,8	5 331,2	5 266,0	4 904,4	-	5 005,9	5 008,8
	161,185	151,178	147,811	145,442	140,413	118,638	123,312	134,884	131,734	119 944	-	124,094	124,165
Danmark	1 490,5	1 403,9	1 380,9	1 318,3	1 339,3	1 114,4	1 038,3	1 011,8	950,5	892,9	888,1	897,1	897,4
	169,319	157,326	153,888	146,808	149,139	119,215	121,719	134,496	126,735	118 267	118,676	120,502	120,539
Deutschland	372,05	353,65	345,47	339,58	335,46	280,26	272,23	258,18	254,81	238,63	228,68	234,01	233,96
	156,735	148,994	145,549	144,243	142,496	119,045	125,924	135,364	131,475	120,406	116 13	119,648	119,622
Ellas	27 324	31 076	38 439	39 378	45 210	51 255	47 632	54 001	52 351	50 898	44 892	46 676	46 768
	170,443	162,705	166,742	156,261	154,225	152,75	143,575	173,612	166,186	156,599	135,212	140,884	141,063
España	23 281	23 677	23 311	22 820	37 037	21 565	22 966	25 292	21 992	22 527	20 132	21 475	21 439
	150,668	153,208	151,268	148,779	134,603	111,896	126,827	151,089	133,197	133,516	120,408	129,066	128,849
Finland	-	-	-	-	-	-	757,4	753,2	732,4	715,7	729,2	738,8	738,9
	-	-	-	-	-	-	126,188	127,713	121,489	118,72	121,9	124,25	124,266
France	1234,57	1186,60	1210,93	1176,93	1099,75	929,99	909,70	889,01	860,63	794,24	765,73	807,78	807,72
	163,934	154,151	153,59	149,06	139,286	116,651	123,908	134,49	130,197	118,812	115,657	123,145	123,137
Ireland	-	-	-	-	-	-	-	-	-	-	-	100,4	100,3
	-	-	-	-	-	-	-	-	-	-	-	127,493	127,407
Italia	304,313	282,539	285,590	288,739	312,690	308,137	318,711	342,883	294,450	270 421	265 832	277 841	278,172
	186,617	166,396	164,32	162,863	153,841	137,029	141,487	158,678	146,717	135,746	134,84	143,493	143,664
Nederland	432,40	413,69	403,42	386,29	373,57	329,60	314,16	298,86	300,26	274,89	290,31	289,32	289,23
	162,495	155,472	151,612	145,628	140,833	124,255	128,831	139,629	137,954	123,167	131,165	131,289	131,247
Österreich	-	-	-	-	-	-	1946,70	1881,20	2016,30	1694,40	1637,80	1674,40	1676,70
	-	-	-	-	-	-	138,964	140,229	147,982	121 511	118,228	121,685	121,853
Portugal	-	-	-	-	-	-	27 968	29 729	29 446	27 375	26 695	27 478	27 429
	-	-	-	-	-	-	127,476	154,57	147,048	136,701	133,499	137,061	136,813
Sweden	-	-	-	-	-	-	1331,60	1258,80	1136,20	1106,50	1112,60	1085,30	1084,30
	-	-	-	-	-	-	135,589	135,796	130,315	126,113	123,404	127,602	127,582
United-Kingdom	110,54	113,11	117,83	117,18	127,41	108,16	109,81	116,45	98,73	78,35	79,98	77,14	77,14
	166,006	160,953	151,146	147,322	142,185	117,195	123,24	136,751	125,445	112,568	117,605	122,848	122,95

MN / T	Avoine fourrager			Futterhafer			Feed oats			Avena forrajero			
	Avena da foraggio			Voederhaver			Aveia forrageiro						
€ / T	88 / 89	89 / 90	90 / 91	91 / 92	92 / 93	93 / 94	94 / 95	95 / 96	96 / 97	97 / 98	98 / 99	99 / 00	99 / 00
Belgique	7 536,3	7 164,7	6 848,9	7 566,5	8 025,5	5 702,1	5 023,2	5 367,2	6 000,1	4 896,6	4 427,5	5 272,6	5 296,6
	156,442	148,378	141,288	155,83	165,281	115,898	110,486	135,795	149,979	119,628	108,974	130,704	131,3
Deutschland	366,11	357,64	343,64	361,91	399,19	295,90	253,87	279,84	277,90	226,19	230,02	257,25	257,18
	154,231	150,674	144,779	153,727	169,565	125,69	117,156	146,716	143,41	114,078	116,85	131,528	131,494
Finland	-	-	-	-	-	-	715,12	743,50	712,60	681,76	658,68	715,30	715,40
	-	-	-	-	-	-	119,228	126,064	118,213	113,097	110,107	120,308	120,324
Österreich	-	-	-	-	-	-	1852,20	1912,50	2115,40	1535,60	1424,40	1607,10	1609,40
	-	-	-	-	-	-	132,084	142,556	155,13	110,07	102,8	116,793	116,961
Sweden	-	-	-	-	-	-	1257,20	1230,90	1115,50	1064,80	1063,60	1084,10	1083,80
	-	-	-	-	-	-	128,008	132,824	127,967	121,524	117,937	127,487	127,538
United-Kingdom	106	108,06	-	118,28	133,55	122,41	99,76	122,82	102,46	74,05	66,93	72,8	72,8
	159,581	153,888	-	148,695	147,213	132,615	111 788	144,511	124,014	106,851	98,315	115,985	116,069

MN / T	Orge fourrager			Futtergerste			Feed Barley			Cebada forrajero			
	Orzo da foraggio			Voedergerst			Cevada forrageiro						
€ / T	1988	1989	1990	1991	1992	1993	1994	1995	1996	1997	1998	1999	2000
Belgique	7 726,1 160,74	7 604,7 157,489	7 117,6 147,227	7 340,0 151,165	6 919,4 142,502	6 513,7 133,844	5 749,9 116,614	5 371,5 131,517	5 297,7 133,889	5 167,2 127,332	4 820,0 117,756	4 961,0 122,981	4 927,9 122,161
Danmark	1 466,8 167,544	1 466,5 165,18	1 360,6 152,145	1 390,2 154,817	1 308,3 145,694	1 229,4 134,807	1 094,7 117,105	1 017,2 130,946	989,9 131,988	928,1 123 401	875,9 115,896	894,6 120,309	901,7 120,96
Deutschland	374,22 156,837	362,87 152,876	346,29 145,891	344,57 145,74	337,42 143,329	306,52 130,203	280,81 119,282	261,23 133,531	261,64 136,674	249,26 126 698	227 12 114 512	232,62 118,93	229,58 117,382
Ellas	24 591 171,917	29 087 166,321	35 574 163,734	39 526 162,232	40 854 152,108	48 608 154,252	48 548 141,494	52 017 170,947	52 257 168,129	51 021 163,955	47 626 141 435	44 958 138,25	48 355 143,615
España	23 676 153,277	23 483 152,712	23 267 151,337	23 049 149,886	23 003 150,165	35 837 115,315	22 134 115,6	24 269 145,044	23 189 139,209	22 697 136,702	20 927 124 229	20 636 124,664	20 307 122,049
Finland	- -	- -	- -	- -	- -	- -	- -	740,2 124,584	752,8 126,01	728,4 120 832	716,9 118 94	729,9 122,762	718,8 120,899
France	1222,62 163,543	1224,98 160,353	1177,40 151,261	1208,38 153,044	1141,41 144,562	1002,10 126,439	932,90 116,876	898,94 134,115	866,45 131,078	845,23 127,206	759,00 113,508	789,97 120,421	795,66 121,297
Ireland	- -	- -	- -	- -	- -	- -	- -	- -	- -	- -	- -	96,8 122,86479	98,0 124,378
Italia	293 010 184,554	296 190 178,88	277 344 161,346	292 300 166,132	283 904 159,498	320 549 146,305	305 689 133,278	344 386 155,358	313 927 151,624	278 932 141,068	258 561 131,939	270 379 139,926	281 293 145,276
Nederland	433,66 162,136	426,35 160,228	403,28 151,558	400,55 150,762	373,42 140,776	353,90 133,419	327,02 123,282	303,23 137,865	303,55 141,309	285,45 128,935	279,66 125,196	287,80 130,587	286,01 129,787
Österreich	- -	- -	- -	- -	- -	- -	- -	1872,00 136,493	2009,90 149,157	1822,60 131,634	1637,80 117,373	1657,30 120,437	1683,10 122,314
Portugal	- -	- -	- -	- -	- -	- -	- -	29 644 149,567	29 944 148,532	28 385 142,294	25 821 127,426	26 954 134,442	26,955 134,452
Sweden	- -	- -	- -	- -	- -	- -	- -	1307,50 134,671	1180,30 133,85	1134,60 129,243	1099,70 123,228	1107,20 126,024	1027,80 121,737
United-Kingdom	107,63 164,031	111,64 162,35	114,97 155,549	118,30 150,309	118,75 146,483	121,20 128,033	109,36 116,95	113,62 134,533	110,77 131,467	88,24 120,703	76,75 111,475	80,13 121,644	72,77 119,275

MN / T	Avoine fourrager			Futterhafer			Feed oats			Avena forrajero			
	Avena da foraggio			Voederhaver			Aveia forrageiro						
€ / T	1988	1989	1990	1991	1992	1993	1994	1995	1996	1997	1998	1999	2000
Belgique	8 211,6 170,841	7 339,1 151,99	6 818,0 141,035	7 202,2 148,327	7 726,9 159,132	7 634,3 156,92	5 378,8 109,089	4 842,4 118,654	5 895,5 148,983	5 653,4 139,432	4 544,3 111 019	4 630,8 114,795	5 787,8 143,477
Deutschland	396,76 166,25	357,93 150,798	347,82 146,538	345,44 146,126	383,19 162,771	359,79 152,83	271,44 115,301	251,36 128,585	294,12 153,652	255,84 130,125	216,21 109,012	241,18 123,306	269,98 138,04
Finland	- -	- -	- -	- -	- -	- -	- -	716,86 120,72	746,74 125,073	699,78 116,085	661,15 109,685	677,58 113,955	699,70 117,678
Österreich	- -	- -	- -	- -	- -	- -	- -	1817,50 132,516	2096,60 155,593	1859,90 134,495	1461,70 104,754	1267,00 110,871	1629,00 118,383
Sweden	- -	- -	- -	- -	- -	- -	- -	1251,60 128,932	1176,10 133,403	1095,90 124,986	1043,80 116,933	1085,10 123,543	1020,10 120,857
United-Kingdom	109,89 167,485	105,7 152,692	114,72 163,012	114,86 144,399	119,65 148,689	133,36 140,93	108,48 115,394	109,53 130,325	113,44 133,55	77,99 107,806	71,48 104,189	72,93 112,682	70,88 115,631

MN / T	Maïs fourrager				Futtermaïs			Feed maïs		Maiz forrajero			
	Maïs da foraggio				Voedermaïs haver			Milho forrageiro					
€ / T	janv-99	févr-99	mars-99	avr-99	mai-99	juin-99	juil-99	août-99	sept-99	oct-99	nov-99	déc-99	1999
Eilas	51.117	52 024	52 500	52 183	52 844	54.000	54 000	54.324	53 500	44 882	45 333	47 200	51 519
	158,164	161,597	163,098	160,445	162,414	166,614	166,139	166,535	163,903	136 380	137 810	143,042	157,178
España	23 740	23.864	23.718	23.834	23 908	24 301	24.869	24 752	23 802	23 831	24 192	24 460	24 106
	142,606	143,426	142,546	143,246	143,691	146,050	149,466	148 762	143,056	143,226	145,397	147,005	144,873
France	852,72	843,69	839,56	862,66	891,93	913,37	905,28	899,99	886,54	807,75	838,36	841,06	865,24
	129,885	128,621	127,991	131,511	135,974	139,242	138,009	137,203	135,152	123,140	127,808	128,219	131,896
Italia	290.612	291.128	286 750	293.436	313 982	313 143	303.688	297 675	258 377	256 387	265 850	266 370	288.275
	149,960	150,355	148,094	151,547	162,158	161,725	156,842	153,737	133,440	132,413	137,300	137,569	147,928
Österreich	1 693,2	1 713,1	1 722,5	1.740,0	1.728,5	1 766,4	1.775,0	1 829,4	1 850,0	1 640,0	1 660,0	1 688,0	1.733,9
	122,974	124,498	125,179	126,451	125,618	128,373	128,994	132,949	134,445	119,183	120,637	122,672	125,998
Portugal	28 121	28 030	28.250	28.792	29.083	29.500	30 250	29 750	28 050	27 396	27 243	28.667	28.588
	140,180	139,815	140,910	143,612	145,067	147,145	150,886	148,392	139,913	136,650	135,888	142,989	142,621

MN / T	Blé dur				Hartweizen		Durum wheat		Trigo duro				
	Frumento duro				Harde tarwe		Trigo duro						
€ / T	janv-99	févr-99	mars-99	avr-99	mai-99	juin-99	juil-99	août-99	sept-99	oct-99	nov-99	déc-99	1999
Eilas	39 760	40.125	41 800	40.667	40 667	41 000	41.021	41.958	42.683	44 542	45 500	46 167	51 519
	123,279	124,400	129,292	125,045	125,092	126,356	126,220	128,521	130,365	135,296	138,361	139,914	157,178
España	24 694	24.381	24.340	25.145	26.548	25.750	26.021	26 008	25 808	26 368	26 657	26 785	24 106
	148,412	146,535	146,284	151,124	159,558	154,759	156,387	156,310	155,109	158,476	160,211	160,981	144,873
France	933,19	876,33	922,85	985,68	993,93	952,12	1 014,14	1 033,72	1 015,27	1 019,24	1 045 82	1 086,11	989,87
	142,264	133,596	140,688	150,266	151,524	145,150	154,605	157,590	154,776	155,382	159,435	165,577	150,904
Italia	291 001	281 219	277 194	286 084	290.924	287 012	289 356	288.781	301 863	304 383	303 398	306 529	288 275
	150,290	145,238	143,158	147,750	150,250	148,229	149,440	149,143	155,899	157,201	156,693	158,309	147,928
Österreich	2 425,0	2.425,0	2 425,0	2 425,0	2.425,0	2.005,0	1 900,0	1 900,0	1 900,0	1 956,3	1 975 0	1 975,0	1 733,9
	176,232	176,232	176,232	176,232	176,232	145,709	138,078	138,078	138,078	142,166	143,529	143,529	125,998
Portugal	28.000	28.000	28 000	28.000	28 813	27 050	26 250	27 000	27 000	27 000	27 000	27 000	1 734
	139,663	139,663	139,663	139,663	143,716	134,924	130,934	134,675	134,675	134,675	134,675	134,675	125,998

MN / T	Maïs fourrager				Futtermals		Feed mais		Maiz forrajero				
	Maïs da foraggio				Voedermals haver		Milho forrageiro						
€ / T	janv-00	févr-00	mars-00	avr-00	mai-00	juin-00	juil-00	août-00	sept-00	oct-00	nov-00	déc-00	2000
Eilas	48 236	49 437	51 613	50 589	52 333	52 333	52 333	52 333	49 086	44 360	47 745	49 333	49 978
	145 658	148 390	154 496	150 882	155 409	155 488	155 327	155 133	145 043	130 649	140 306	144 784	148 464
España	24 728	24 970	25 264	24 506	25 346	25 094	25 322	25 930	26 361	24 674	23 627	23 886	24 976
	148 616	150 070	151 839	147 280	152 330	150 821	152 187	155 844	158 431	148 291	142 001	143 557	150 106
France	844,88	862,18	875,62	854,09	895,52	891,62	971,99	1002,72	795,80	784,04	809,19	839,13	868,90
	128 802	131 438	133 486	130 205	136 521	135 926	148 178	152 864	121 319	119 525	123 360	127 924	132 462
Italia	265 019	261 842	264 287	261 042	280 894	277 172	290 379	278 654	251 193	250 748	256 573	263 201	266 750
	136 871	135 230	136 493	134 817	145 070	143 147	149 968	143 913	129 730	129 501	132 509	135 932	137 765
Österreich	1 685,4	1 694,2	1 700,9	1 652,9	1 726,5	1 739,3	1 744,8	1 721,9	1 565,0	1 633,2	1 662,2	1 675,6	1 683,5
	122 483	123 124	123 608	120 122	125 466	126 396	126 803	125 132	113 733	118 691	120 794	121 774	122 344
Portugal	29 366	29 764	30 089	29 242	30 944	31 250	31 250	33 121	32 647	28 770	29 162	30 065	30 473
	146 478	148 461	150 082	145 856	154 345	155 874	155 874	165 206	162 844	143 503	145 458	149 962	151 995

MN / T	Blé dur				Hartweizen		Durum wheat		Trigo duro				
	Frumento duro				Harde tarwe		Trigo duro						
€ / T	janv-00	févr-00	mars-00	avr-00	mai-00	juin-00	juil-00	août-00	sept-00	oct-00	nov-00	déc-00	2000
Eilas	49 140	49 966	50 715	51 233	51 516	41 628	43 690	44 529	45 007	46 371	48 103	48 600	47 542
	148 295	149 977	151 807	152 804	152 984	123 682	129 674	131 999	132 972	136 572	141 361	142 633	141 230
España	26 786	27 014	26 429	24 991	24 880	22 425	20 523	20 881	21 911	23 489	23 657	23 588	23 881
	160 985	162 358	158 844	150 196	149 531	134 780	123 343	125 495	131 691	141 169	142 183	141 769	143 529
France	997,96	1 020,39	941,65	907,90	992,90	959,66	915,40	883,10	899,14	971,31	956,24	931,22	948,07
	152 138	155 558	143 554	138 409	151 367	146 299	139 552	134 628	137 073	148 076	145 778	141 963	144 533
Italia	314 426	314 000	312 976	305 861	314 685	291 364	282 560	283 829	294 266	298 156	302 241	307 726	301 841
	162 388	162 168	161 639	157 963	162 521	150 477	145 930	146 586	151 976	153 985	156 095	158 927	155 888
Österreich	1 975,0	1 975,0	1 975,0	1 909,2	1 975,0	1 975,0	1 975,0	2 028,7	2 040,0	2 075,0	2 075,0	2 075,0	2 004,4
	143 529	143 529	143 529	138 745	143 529	143 529	143 529	147 432	148 253	150 796	150 796	150 796	145 666
Portugal	27 000	27 000	27 000	26 100	27 000	27 000	24 516	24 500	24 267	24 000	-	-	26 043
	134 675	134 675	134 675	130 186	134 675	134 675	122 285	122 205	121 041	119 711	-	-	129 899

MN / T	Maïs fourrager			Futtermais			Feed mais			Maiz forrajero			
	Mais da foraggio			Voedermals haver			Milho forrageiro						
€ / T	88 / 89	89 / 90	90 / 91	91 / 92	92 / 93	93 / 94	94 / 95	95 / 96	96 / 97	97 / 98	98 / 99	99 / 00	99 / 00
Ella	29 010	35 332	44.972	44.365	49.583	51 200	46.383	57 863	52 034	44 181	47 949	50.249	50 217
	181,312	183,878	195,892	175,965	164,326	154,198	138,841	186,937	166,905	138,529	146,476	151,717	151,509
Espana	27 915	26 211	29.128	27.766	27.570	28.762	26.908	29 499	25 821	24 123	23 807	24.722	24.729
	181,015	169,966	188,886	180,897	169,899	150,993	148,281	178,174	156,189	144,098	142,255	148,584	148,626
France	1 305,83	1.292,40	1 545,24	1.318,63	1 241,29	1.079,16	1.040,14	1 092,31	939,89	847,48	855,53	868,21	868,91
	173,400	167,896	195,998	167,007	157,213	135,406	142,000	165,245	142,188	126,780	129,199	132,358	132,464
Italia	312.365	304.763	360 883	335.107	310.846	313.875	332.788	379.601	293 388	241 176	279 256	271.059	270.397
	194,768	183,075	207,049	188,514	156,424	140,213	149,553	175,547	145,001	122,764	144,371	139,99	139,648
Österreich	-	-	-	-	-	-	2146,60	2190,20	1938,20	1654,10	1735,50	1730,20	1729,40
	-	-	-	-	-	-	153,204	163,265	142,222	118,614	125,231	125,742	125,682
Portugal	-	-	-	-	33424,00	36500,00	32823,00	33069,00	31896,00	29015,00	28278,00	29442,00	29461,00
	-	-	-	-	162,012	154,052	137,143	168,025	160,447	144 062	140.624	146.853	146,949

MN / T	Blé dur			Hartweizen			Durum wheat			Trigo duro			
	Frumento duro			Harde tarwe			Trigo duro						
€ / T	88 / 89	89 / 90	90 / 91	91 / 92	92 / 93	93 / 94	94 / 95	95 / 96	96 / 97	97 / 98	98 / 99	99 / 00	99 / 00
Ella	39 437	48 398	50 062	51.302	59.821	44.707	48 100	54 195	48 577	64 913	41.318	46.512	46 560
	246,106	247,852	217,353	203,582	204,291	135,529	141,408	175,702	155,810	200,912	124,665	140,350	140,407
Espana	30.762	-	24 725	30.484	31.708	28.870	23.648	30.411	26.585	31.001	24 828	25.906	25.810
	199,478	-	160,330	198,482	196,814	151,503	142,127	183,610	160,824	185,270	148,397	155,699	155,121
France	1.949,48	2.161,98	1 760,95	1.603,70	1.595,82	1.295,79	978,74	1.266,75	1 140,69	1 272,12	958,05	1 005,50	1.003,92
	258,437	280,866	223,375	203,112	202,113	162,647	149,208	191,635	172,564	190,432	144,681	153,288	153,046
Italia	433 572	432.843	409.095	378.874	445.898	346.830	299 250	408.549	331 266	393 452	293.781	305.002	304 890
	268,201	256,860	232,600	215,092	221,961	155,546	154,550	190,292	166,325	199,324	150,288	157,521	157,463
Österreich	-	-	-	-	-	-	2 075,0	2.385,4	2 536,8	2 339,3	2 380,7	1 954,8	1 956,3
	-	-	-	-	-	-	150,796	177,810	186,261	167,895	171,820	142,061	142,166
Portugal	-	-	-	-	-	-	24.000	33.102	32 409	27 188	27 955	26 942	26.375
	-	-	-	-	-	-	119,711	167,012	163,516	135,218	138,545	134,387	131,558

MN / T	Maïs fourrager				Futtermais			Feed mais		Maiz forrajero			
	Maïs da foraggio				Voedermais haver			Milho forrageiro					
€ / T	1988	1989	1990	1991	1992	1993	1994	1995	1996	1997	1998	1999	2000
Eilas	26.868	32.293	38.643	47.134	44.000	52.836	47.047	52.949	52.588	46.156	45.909	51.519	49.978
	186.588	184.076	181.073	190.724	167.455	163.759	136.182	173.773	183.406	145.648	135.573	157.178	148.464
España	28.612	26.797	27.066	29.480	26.355	30.198	26.875	28.308	28.229	24.371	24.005	24.106	24.976
	184.263	173.083	176.244	191.597	171.446	166.704	139.602	167.714	170.877	146.623	142.837	144.873	150.106
France	1.329,90	1.290,18	1.393,67	1.474,61	1.275,28	1.184,54	1.030,34	1.080,09	1.029,61	884,47	838,83	989,87	868,90
	177,893	168,893	178,968	186,762	161,517	149,467	129,084	161,269	155,761	133,108	125,445	150,904	132,462
Italia	324.774	313.043	332.205	366.167	297.845	340.960	300.041	389.696	334.721	252.266	253.370	288.275	266.750
	202.54	188.485	192.574	206.248	166.356	154.218	131.003	175.014	160.534	127.1	129.572	147.928	137.765
Österreich	-	-	-	-	-	-	-	2173,00	2116,00	1733,50	1698,90	1733,90	1683,50
	-	-	-	-	-	-	-	158,607	157,075	125,231	121,748	125,998	122,344
Portugal	-	-	-	-	33424,00	36500,00	32823,00	33069,00	33855,00	30082,00	28305,00	28588,00	30473,00
	-	-	-	-	162,012	154,052	137,143	166,847	168,173	150,516	139,418	142,621	151,995

MN / T	Blé dur				Hartweizen		Durum wheat		Trigo duro				
	Fruento duro				Harde tarwe		Trigo duro						
€ / T	1988	1989	1990	1991	1992	1993	1994	1995	1996	1997	1998	1999	2000
Eilas	34.887	45.680	48.574	51.155	54.056	52.495	43.741	53.601	50.916	54.129	56.639	51.519	47.542
	242.948	258.609	226.800	208.930	201.189	165.037	127.651	174.783	163.375	173.544	169.019	157.178	141.230
España	30.833	-	24.725	29.627	30.561	31.758	27.814	31.244	27.560	28.772	28.202	24.106	23.881
	199.943	-	160.330	193.017	198.750	177.194	144.660	184.643	166.827	173.149	167.877	144.873	143.529
France	1.759,56	1.989,18	2.033,23	1.698,37	1.623,94	1.406,18	1.212,01	1.220,14	1.183,89	1.265,81	1.083,41	989,87	948,07
	235,366	260,309	261,655	215,102	205,675	177,348	151,844	181,872	179,100	190,524	162,047	150,904	144,533
Italia	414.809	447.979	410.885	395.554	394.512	424.003	331.613	401.598	362.781	363.269	348.674	288.275	301.841
	259.805	270.889	238.032	224.561	219.934	193.367	144.055	181.398	176.083	184.033	176.690	147.928	155.888
Österreich	-	-	-	-	-	-	-	2.281,8	2.473,9	2.488,1	2.346,6	1.733,9	2.004,4
	-	-	-	-	-	-	-	166,169	183,869	180,011	168,189	125,998	145,666
Portugal	-	-	-	-	-	-	27.500	30.396	32.555	30.779	26.967	28.588	26.043
	-	-	-	-	-	-	114,904	151,371	164,252	154,726	132,973	142,621	129,899

Ris

Reis

Rice

Riz

Riso

Rijst

MN / T	Riz		Riso		Rijst		Arroz						
€ / T	Ris		Reis		Rice								
	janv-99	févr-99	mars-99	avr-99	mai-99	juin-99	juil-99	août-99	sept-99	oct-99	nov-99	déc-99	1999
Ελλάδα													
ΜΙΚΡΟΣΠΕΡΜΟΥ	-	-	-	-	-	-	-	-	-	-	-	-	-
ΜΕΣΟΣΠΕΡΜΟΥ	-	-	-	-	-	-	-	-	100 000	92 500	92.500	94 375	94 844
	-	-	-	-	-	-	-	-	305,738	281,334	281,124	286,813	288,752
ΜΑΚΡΟΣΠΕΡΜΟΥ	-	-	-	-	-	-	-	-	107.500	85.500	85.500	84.375	90.719
	-	-	-	-	-	-	-	-	328,669	260,044	259,850	256,425	276,247
Paddy Indica	-	-	-	-	-	-	-	-	97 500	84.500	85.000	84.375	87.844
	-	-	-	-	-	-	-	-	298,095	257,001	258,330	256,425	267,463
España													
Cascara	50.490	50.200	50.200	49.503	49.358	50.100	49.665	49.600	46.100	47 850	46 632	46 751	49.064
	303,262	301,708	301,708	297,521	296,648	301,107	298,490	298,102	277,067	287,584	280,261	280,978	293,703
Bianco extra	87.750	87.750	87.750	87.750	87.435	85.000	85.000	85.000	84.400	83 435	80 350	79.032	85.602
	527,051	527,389	527,389	527,389	525,498	510,860	510,860	510,860	507,254	501,457	482,914	474,993	511,159
Milano													
Risone													
Arborio	720.806	732.500	735.000	735.000	735.000	736.000	753.710	755.000	723 000	714 839	725 000	725.000	733.260
	371,881	378,305	379,596	379,596	379,596	380,112	389,259	389,925	373,398	369,183	374,431	374,431	378,309
Comune Ballila	550 000	550 000	550.000	551.667	567 097	578 000	580.000	580.000	580 000	495 323	495.000	507 581	552.462
	283,751	284,051	284,051	284,912	292,881	298,512	299,545	299,545	299,545	255,813	255,646	262,143	283,366
Ribe Ariete Drago	530 000	530.000	530.000	530.833	544.677	563.000	565.000	565.000	548 500	522.258	537 667	540 000	542 449
	273,433	273,722	273,722	274,152	281,302	290,765	291,798	291,798	283,277	269,724	277,682	278,887	280,022
Lavorato													
Arborio	1 473.065	1.507.500	1.515.000	1.515.000	1 515.000	1 515.000	1.532.419	1.535 000	1.456.667	1 425.645	1 485 000	1 485.000	1.497.754
	340,192	373,140	374,431	374,431	373,098	369,267	369,267	369,267	366,512	736,284	766,939	766,939	464,981
Originario	1 035 000	1 035.000	1.035.000	1 036 667	1.052.097	1 055.000	1.055.000	1 055.000	1 014 000	975 000	995 000	1 003.387	1 031.160
	533,969	534,533	534,533	535,394	543,363	544,862	544,862	544,862	523,687	503,546	513,875	518,206	531,308
Ribe Ariete Drago	1 185 000	1.185.000	1.185.000	1.185.000	1.194.677	1.213.000	1.215.000	1 215.000	1 170 333	1 125 000	1 125.000	1.125.000	1.181.637
	611,356	612,002	612,002	612,002	617,000	626,462	627,495	627,495	604,427	581 014	581,014	581,014	607,774
Rotture di riso	535 565	550.000	552.500	546.083	520.161	484.000	501.774	510.000	512 167	546 855	585 500	596.371	531.328
	276,314	284,051	285,342	282,028	268,641	249,965	259,145	263,393	264,512	282,427	302,386	308,000	277,184
Vercelli													
Risone													
Arborio	659.435	722 500	725.000	725.000	722.419	715.000	715.000	715.000	709.667	706 613	725 000	725.000	712.785
	340,192	373,140	374,431	374,431	373,098	369,267	369,267	369,267	366,512	364,935	374,431	374,431	368,617
Ballila	554.516	560.000	560.000	560 833	565.000	574 667	580.000	580 000	568 000	490 000	496 833	505 000	553.623
	286,084	289,216	289,216	289,646	291,798	296,790	299,545	299,545	293,348	253 064	256,593	260,811	283,805
Ribe Ariete Drago	530.887	532 500	539.113	542.500	542.500	557 167	572.500	572 500	551 667	513 629	532 833	537.500	544 345
	273,893	275,013	278,429	280,178	280,178	287,753	295,672	295,672	284,912	265 267	275 185	277 596	280 812
Lavorato													
Arborio	1 429 516	1 477 500	1.495.000	1.495.000	1.489.839	1.475.000	1 475.000	1.475.000	1.475 000	1 427 581	1 415 000	1 415.000	1.466.312
	737,507	763,065	772,103	772,103	769,437	761,774	761,774	761,774	761,774	737,284	730,787	730,787	755,014
Originario	1 047.258	1 055.000	1.055.000	1.055 000	1 057.581	1.070.667	1.075.000	1.075.000	1 075 000	1 007 258	992 667	995.000	1 051.403
	540,295	544,862	544,862	544,862	546,195	552,953	555,191	555,191	555,191	520,206	512,670	513,875	540,529
Ribe Ariete Drago	1 145 000	1.145.000	1.155.000	1.155.000	1.155.000	1.161 667	1.175.000	1 175 000	1 175 000	1 117 419	1 117 667	1 120.000	1 152 432
	590,719	591,343	596,508	596,508	596,508	599,951	606,837	606,837	606,837	577,099	577,227	578,432	593,734
Rotture di riso	518 548	525.000	525 000	525.000	508 226	481.333	481.452	485.000	486.333	515 323	568 667	585.000	510.898
	267,533	271,140	271,140	271,140	262,477	248,588	248,649	250,482	251,171	266,142	293,692	302,127	267,023

MN / T € / T	Riz		Riso		Rijst		Arroz						
	janv-00	févr-00	mars-00	avr-00	mai-00	juin-00	juli-00	août-00	sept-00	oct-00	nov-00	déc-00	2000
Ελλάδα ΜΙΚΡΟΣΠΕΡΜΟΥ	-	-	-	-	-	-	-	-	-	-	-	-	-
ΜΕΣΟΣΠΕΡΜΟΥ	95 625 289,109	96.000 289,532	-	80.000 238,649	80.750 239,961	81.000 240,564	81.000 240,543	-	88 500 261,527	87 500 257,782	86 500 254,317	86.500 253,879	86.338 256,586
ΜΑΚΡΟΣΠΕΡΜΟΥ	84.938 256,795	82.500 247,846	82.500 247,078	87.500 261,022	89.125 264,847	91 000 270,264	91.000 270,239	-	90.000 265,960	89 000 262,201	88 000 258,727	88.000 258,281	87 597 260,296
Paddy Indica	84.563 255,663	82.000 246,344	82.000 245,580	87.500 261,022	89.563 266,146	91.750 272,491	91 750 272,467	-	85.000 251,184	84 500 248,944	82 400 242,264	82.000 240,671	85.730 254,798
España Cascara	48.344 290,554	49.715 298,793	49.557 297,842	50.365 302,700	49.620 298,222	49.620 298,222	-	-	49 730 298,883	49 730 298,883	45 897 275,845	47.537 285,704	49.011 294,565
Bianco extra	77.500 465,784	77.500 465,784	77.500 465,784	77.500 465,784	77.500 465,784	78.500 471,795	78.500 471,795	-	68 743 413,156	77 500 465,784	79 000 474,799	82.500 495,835	77.477 465,644
Milano Risone													
Arborio	735.000 379,596	737.500 380,887	749.000 386,826	762.500 393,799	765.000 395,090	785.000 405,419	742.500 383,469	715 000 369,267	690 000 356,355	741 250 382,824	745 000 384,760	727 500 375,722	741 271 382,835
Comune Ballia	515.000 265,975	515.000 265,975	515.000 265,975	515.000 265,975	515.000 265,975	522.000 269,591	552.500 285,343	560 000 289,216	510 000 263,393	527 500 272,431	548 000 283,018	552 500 285,342	528.958 273,184
Ribe Ariete Drago	540.000 278,887	540.000 278,887	540.000 278,887	540.000 278,887	540.000 278,887	550.000 284,051	550.000 284,051	550 000 284,051	515.000 265,976	538.750 278,241	557 000 287,667	575.000 296,963	544 646 281,286
Lavorato Arborio	1.495 000 772,103	1.495.000 772,103	1.509.000 779,333	1.532.500 791,470	1 535.000 792,761	1.570.000 810,837	1.522.500 786,306	1.490 000 769,521	1 470 000 759,192	1 480 000 764,357	1 490 000 769,521	1 490 000 769,521	1 506.583 778,085
Originario	1.005.000 519,039	1.005.000 519,039	1 005 000 519,039	1 005 000 519,039	1.005.000 519,039	1.005.000 519,039	1.012.500 522,913	1 015 000 524,204	1 020 000 526,786	1 037 500 535,824	1 045 000 539,697	1.045 000 539,697	1.017.083 525,280
Ribe Ariete Drago	1.165.000 601,672	1.165.000 601,672	1.165.000 601,672	1.165.000 601,672	1.165.000 601,672	1.175.000 606,837	1 175 000 606,837	1.175 000 606,837	1.147.500 592,635	1 147 500 592,634	1 158.000 598,057	1 180 000 609,419	1.165 250 601,801
Rotture di riso	670 000 346,026	672 500 347,317	684 000 353,257	665.000 343,444	662.500 342,153	559.000 288,699	533.750 275,659	531 000 274,238	520.000 268,558	530 000 273,722	575 000 295,414	620 000 320,203	601 896 310,724
Vercelli Risone Arborio	732 500 378,305	740.000 382,178	743.000 383,727	755.000 388,634	772.500 398,963	791 000 408,517	790.000 408,001	-	690 000 382,178	736 250 380,241	750 000 387,343	750 000 387,343	750.023 389,585
Ballia	512.500 264,684	515.000 265,975	509.000 262,877	512.500 263,393	515.000 265,975	520 000 268,558	537.500 277,596	-	515 000 268,558	527 500 272,431	550 000 284,051	550.000 284,050	524.000 270,741
Ribe Ariete Drago	542.500 280,178	547.500 282,760	538.500 278,112	536.250 276,950	538.750 278,242	542.500 280,178	542.500 280,178	-	515 000 273,722	533 750 275,659	552 000 285,084	565.000 291,798	541.295 280,260
Lavorato Arborio	1 420.000 733,369	1 425.000 735,951	1.425.000 735,951	1 510 000 735,951	1.502 500 775,977	1.491.000 770,037	1 487 500 768,229	1 485 000 766,938	-	1 445 000 746,280	1 465 000 756,609	1 465 000 756,609	1 465 545 752,900
Originario	1.000.000 516,457	1.005.000 519,039	1.001.000 516,973	1 000 000 513,875	1.005.000 519,039	1.009.000 521,105	1 032 500 533,242	1.035 000 534,533	-	980 000 506,128	1 000 000 516,457	1 000 000 516,457	1.006.136 519,391
Ribe Ariete Drago	1.125.000 581,014	1 130.000 583,596	1.118 000 577,399	1 100 000 568,103	1.100.000 568,103	1.100 000 568,103	1.100.000 568,103	1 100 000 568,103	-	1 026 667 530,229	1 048 000 541,247	1 415 000 730,787	1 123 879 580,435
Rotture di riso	587.500 303,418	617.500 321,494	647.000 334,147	627.500 329,241	600.000 309,874	557.000 287,667	537 500 277,595	528 333 272,861	505 000 260,811	528 750 273,077	559 000 288,700	585 000 302,127	573 340 296,751

MN / T	Riz			Riso		Rijst		Arroz				
	€ / T	Ris	Reis	Rice								
	88 / 90	90 / 91	91 / 92	92 / 93	93 / 94	94 / 95	95 / 96	96 / 97	97 / 98	98 / 99	99 / 00	
Ελλάδα												
ΜΙΚΡΟΣΠΕΡΜΟΥ	-	-	-	-	-	-	-	-	-	-	-	
ΜΕΣΟΣΠΕΡΜΟΥ	61.349 330.700	63.825 283.230	65.660 260.430	-	88.593 286.200	106.143 358.190	-	-	-	-	89.375 269.340	
ΜΑΚΡΟΣΠΕΡΜΟΥ	62.798 338.510	67.752 304.070	68.724 272.590	-	103.167 299.480	110.250 372.070	-	-	-	-	88.313 265.730	
Paddy Indica	68.782 352.860	73.457 318.900	79.698 316.110	110.000 329.120	110.409 331.190	-	-	-	-	-	87.318 262.690	
España												
Casara	47.577 311.160	43.277 283.050	45.539 301.930	51.089 305.160	68.048 355.010	58.083 326.550	65.316 395.380	57.702 348.450	52.257 311.660	49.712 521.210	48.455 540.580	
Bianco extra	81.282 531.600	74.077 484.490	73.978 490.480	87.059 518.990	111.628 582.440	109.421 614.760	111.637 675.780	105.970 640.000	93.864 559.850	87.133 521.640	79.247 476.280	
Milano												
Risone												
Arborio	589.672 353.110	744.520 423.530	881.747 500.580	743.065 382.470	716.658 318.550	1.072.024 470.640	1.033.999 492.250	932.264 471.050	650.440 329.520	717.172 368.170	739.945 382.150	
Comune Balilla	-	-	-	698.033 317.780	681.025 302.520	744.757 326.500	797.799 380.090	641.784 324.200	575.445 291.520	559.586 287.190	523.950 270.600	
Ribe Ariete Drago	513.450 302.270	530.497 301.970	533.546 302.900	668.110 318.780	690.374 306.780	744.170 326.230	794.207 378.400	645.819 326.250	576.259 291.940	540.473 277.380	541.535 279.680	
Lavorato												
Arborio	1.164.937 685.940	1.323.958 752.050	1.731.362 982.920	1.574.957 767.940	1.385.771 615.330	2.224.729 976.460	2.169.865 1.032.740	1.820.986 920.000	1.350.744 684.290	1.476.014 757.700	1.500.109 774.740	
Originario	903.725 532.120	856.980 488.850	912.696 518.150	1.132.188 544.710	1.229.945 546.190	1.342.426 588.560	1.504.838 716.320	1.168.057 590.150	992.760 502.940	1.039.447 533.450	1.003.741 518.390	
Ribe Ariete Drago	948.701 558.480	981.740 557.720	1.041.864 591.480	1.294.403 623.580	1.355.897 601.850	1.465.939 644.150	1.575.089 749.920	1.234.807 623.870	1.147.302 581.230	1.187.472 609.440	1.157.944 598.030	
Rotture di riso	501.323 295.210	467.759 265.730	474.501 269.380	459.302 221.960	564.026 250.250	490.073 214.780	468.529 222.480	480.101 242.680	560.980 284.190	521.642 267.710	601.554 310.680	
Vercelli												
Risone												
Arborio	596.829 351.440	729.188 414.240	873.638 495.980	769.497 375.460	712.450 316.710	1.054.639 481.590	1.078.237 513.380	948.269 479.180	654.297 331.470	697.445 358.010	744.571 384.420	
Balilla	-	491.285 278.910	513.837 291.710	630.249 300.970	688.969 306.110	739.312 323.280	785.370 374.160	644.016 325.370	574.719 291.160	560.864 287.860	516.485 266.620	
Ribe Ariete Drago	502.245 295.680	526.871 299.350	525.349 298.250	679.715 324.440	685.276 308.730	738.005 322.670	781.853 372.510	645.114 325.970	583.042 295.370	541.715 278.040	538.557 278.140	
Lavorato												
Arborio	1.119.141 658.820	1.288.629 733.190	1.683.219 955.590	1.541.328 747.110	1.419.270 631.220	2.154.172 943.080	2.169.235 1.032.780	1.884.292 941.970	1.363.689 690.850	1.439.938 739.180	1.456.548 748.590	
Originario	843.187 496.280	835.786 475.260	860.118 488.300	1.009.616 484.750	1.167.050 518.680	1.255.235 549.570	1.457.722 695.990	1.180.312 596.320	1.005.975 509.630	1.052.675 540.260	1.013.119 523.020	
Ribe Ariete Drago	914.072 538.050	972.934 553.750	962.806 546.600	1.206.777 580.640	1.230.662 547.020	1.342.842 587.910	1.539.699 734.960	1.244.532 628.760	1.075.848 545.030	1.144.290 587.310	1.116.924 576.840	
Rotture di riso	487.618 287.050	487.638 265.800	457.111 259.510	441.789 212.970	557.494 247.700	491.476 215.730	458.099 217.470	469.374 237.290	553.812 280.560	505.797 259.560	571.471 295.790	

MN / T	Riz		Riso		Rijst		Arroz						
	€ / T		Ris		Rels		Rice						
	1989	1990	1991	1992	1993	1994	1995	1996	1997	1998	1999	2000	
Ελλάδα													
ΜΙΚΡΟΣΠΕΡΜΟΥ	50.803 330.430	56.746 313.050	- -	- -	- -	- -	- -	- -	- -	- -	- -	- -	
ΜΕΣΟΣΠΕΡΜΟΥ	57.792 349.520	62.479 302.770	64.665 274.510	66.000 261.780	96.000 286.210	101.453 304.200	- -	- -	- -	- -	94.844 288.750	86.319 256.894	
ΜΑΚΡΟΣΠΕΡΜΟΥ	60.368 365.630	65.639 317.500	67.986 290.740	69.000 273.680	100.000 298.140	106.126 318.130	- -	- -	- -	- -	90.719 276.250	87.556 260.504	
Paddy Indica	67.819 392.830	70.332 328.340	76.793 318.800	- -	111.637 330.440	109.317 331.470	- -	- -	- -	- -	87.844 267.460	86.113 256.246	
España													
Cascara	49.754 323.550	44.846 293.310	44.148 290.050	45.894 302.420	56.696 315.930	66.677 346.790	58.453 345.140	64.978 393.330	55.926 336.470	51.303 305.270	48.871 725.080	49.168 295.505	
Bianco extra	79.446 516.700	78.515 513.520	73.813 484.960	74.623 491.680	97.039 539.970	113.332 589.450	108.872 642.800	111.695 676.130	102.062 614.050	90.866 540.710	85.054 511.160	76.887 462.099	
Milano													
Risone													
Arborio	656.729 395.200	578.502 336.150	607.619 458.500	668.806 488.600	739.829 337.680	767.602 333.570	1.119.448 503.080	1.029.106 503.700	836.462 423.760	636.070 322.270	732.571 378.310	742.523 383.481	
Comune													
Balilla	- -	- -	- -	- -	686.572 312.160	678.123 295.220	785.156 353.010	765.514 374.330	609.101 308.570	565.722 286.620	548.722 283.370	526.818 272.079	
Ribe Ariete Drago	552.370 332.440	501.608 291.550	529.801 300.780	539.206 301.990	724.332 328.810	682.678 297.220	780.255 350.810	761.541 372.360	616.428 312.280	559.138 283.290	542.245 280.020	541.886 279.861	
Lavorato													
Arborio	1.257.217 756.550	1.107.170 642.420	1.490.872 846.390	1.746.753 979.570	1.525.060 696.040	1.509.950 654.780	2.340.644 1052.030	2.100.817 1027.690	1.656.400 839.140	1.323.223 670.420	1.496.691 772.910	1.508.091 778.864	
Originario	1.018.141 612.850	862.492 500.440	878.656 498.830	919.935 515.330	1.266.801 577.660	1.186.417 515.560	1.450.085 652.590	1.408.458 688.420	1.093.677 554.060	1.001.005 507.160	1.028.846 531.310	1.014.545 523.969	
Ribe Ariete Drago	995.738 599.240	938.903 544.570	1.002.731 569.280	1.066.765 597.480	1.392.247 635.140	1.335.277 580.420	1.557.575 702.170	1.471.291 719.200	1.195.010 605.400	1.151.732 583.530	1.176.918 607.770	1.163.909 601.109	
Rotture di riso	543.556 327.070	472.030 273.900	470.198 266.940	459.826 257.620	503.819 229.730	547.651 238.230	499.352 225.060	449.333 220.070	499.598 253.100	555.971 281.680	536.748 277.180	600.250 309.862	
Vercelli													
Risone													
Arborio	628.960 378.400	574.476 333.230	794.195 450.880	873.793 490.850	752.712 343.600	760.029 330.290	1.116.929 500.770	1.061.560 519.390	857.003 434.160	633.054 320.740	713.803 368.620	750.025 389.809	
Balilla	- -	- -	496.536 281.890	512.952 286.190	686.928 312.520	683.180 297.450	775.105 347.690	754.754 369.110	612.573 310.330	564.915 286.210	549.571 283.800	521.400 269.410	
Ribe Ariete Drago	534.118 321.440	493.879 286.500	525.020 298.060	541.186 301.970	732.943 333.180	684.567 298.040	768.960 344.930	748.957 386.250	619.934 314.060	564.590 286.050	543.775 280.810	538.925 279.106	
Lavorato													
Arborio	1.225.671 737.760	1.087.355 632.030	1.439.710 817.340	1.676.929 938.530	1.538.936 702.670	1.526.712 663.160	2.266.403 1016.660	2.107.395 1030.920	1.713.088 867.860	1.315.446 666.470	1.462.036 755.010	1.465.600 752.529	
Originario	987.577 594.770	828.870 481.380	847.984 481.410	843.819 471.590	1.148.766 523.330	1.161.076 505.370	1.354.683 609.050	1.387.853 678.670	1.110.351 562.510	1.006.885 510.140	1.046.703 540.530	1.006.750 519.685	
Ribe Ariete Drago	972.619 585.390	913.774 530.940	966.494 548.690	987.385 551.200	1.300.371 592.400	1.230.316 535.410	1.439.682 647.260	1.461.099 714.250	1.178.862 597.220	1.080.694 547.540	1.149.729 593.730	1.094.767 565.400	
Rotture di riso	502.667 302.460	472.072 273.910	469.872 266.750	432.722 242.250	492.109 224.370	547.695 238.540	482.923 222.520	436.473 213.690	490.842 248.660	549.975 278.640	517.074 267.020	572.280 296.262	

Olivenolie

Olivenöl

Olive oil

Huile d'olive

Olio d'oliva

Olijfolie

MN / 100 Kg € / 100 Kg	Huile d'olive Olijfolie			Olivenöl Azeite d'oliva		Olio d'oliva Azeite		Olive oil Ελαιόλαδο					
	janv-99	févr-99	mars-99	avr-99	mai-99	juin-99	juil-99	août-99	sept-99	oct-99	nov-99	déc-99	1999
Ελλάδα													
ΠΑΡΘΕΝΟ ΕΣΤΡΑ 1,00 β	69.290	69.100	69.083	69.440	73.000	73.060	73.600	74.529	76.500	74.561	68.126	65.731	71.335
	213,386	214,676	214,369	213,462	224,473	225,353	226,518	228,360	234,012	226,553	207.241	199,396	218,983
ΠΑΡΘΕΝΟ FINE 1.01-2.00 β	62.204	64.417	66.371	68.417	73.000	72.350	66.500	68.968	74.700	71.828	62.345	60.673	67.648
	191,633	200,127	205,905	210,306	224,473	223,166	204,667	211,318	228,506	218,256	189,656	184,052	207,672
SEMI FINE 2.1-3.3%	53.050	63.833	62.651	65.633	71.500	71.550	72.000	72.290	72.400	67.653	53.914	54.807	65.107
	161,907	198,051	194,370	201,750	219,860	220,695	221,594	221,502	221,471	205,586	164,009	166,262	199,755
ΜΙΕΙΟΝΕΚΤΙΚΟ ΠΑΡΘΕΝΟ ΜΕΧΡΙ 3 β	-	-	-	-	-	-	-	-	-	52.000	51.828	51.419	51.749
	-	-	-	-	-	-	-	-	-	157.557	157.663	155,977	157,065
España													
OLIVA VIRGEN EX 1%	34.407	40.767	40.938	41.533	41.028	40.325	40.818	41.625	41.352	40.922	36.673	34.564	39.579
	206,670	245,013	246,044	249,620	246,583	242,358	245,323	250,173	248,531	245.045	220.410	207,732	237,867
OLIVA VIRGEN FINO 1,5%	32.699	39.062	39.355	39.754	39.538	38.449	39.259	40.192	40.631	39.710	35.261	33.601	38.126
	196,418	234,770	236,531	238,929	237,629	231,082	235,951	241,562	244.198	238,660	211.922	201,948	229,133
OLIVA VIRGEN FINO 2%	32.151	38.679	38.955	39.354	39.252	38.382	38.859	39.792	40.923	39.495	32.910	33.299	37.671
	193,123	232,467	234,127	236,525	235,910	230,682	233,547	239,158	245,951	237,371	197,795	200,132	226,399
OLIVA REFINADO	17.981	20.100	22.188	23.431	22.270	20.880	21.152	22.392	43.556	41.407	37.450	35.747	27.379
	108,000	120,804	133,352	140,822	133,847	125,492	127,124	134,579	261,774	248,863	225,079	214,846	164,548
ORUJO REFINADO	-	-	-	-	-	-	-	-	-	22.390	-	-	22.390
	-	-	-	-	-	-	-	-	-	134.567	-	-	134,567
Italia													
Bari													
Extra vergine 1%	479.113	508.750	506.129	483.217	515.726	512.167	506.774	511.129	525.667	505.968	447.750	425.081	492.289
	247.188	262,748	261,394	239,232	266,350	264,512	261,727	263,976	271.484	261,311	231,243	219,536	254,225
Vergine 2%	383.710	453.750	457.823	472.333	471.452	487.167	465.000	469.355	475.667	453.710	399.083	387.661	446.393
	197,974	234,343	236,446	243,940	243,485	241,272	240,153	242,402	245,651	234.321	205.110	200,210	230,526
Vergine corrente 3,3%	333.958	-	-	-	-	-	-	-	-	-	-	-	333,958
	172,254	-	-	-	-	-	-	-	-	-	-	-	172,254
raffinato 0,5%	391.290	481.250	480.161	501.500	491.935	479.833	488.710	495.806	503.833	469.677	405.500	405.323	466.235
	201,897	248,545	247,983	259,003	254,064	247,813	252,398	256,063	260,208	242,568	209,423	209,331	240,775
di sansa raffinato 0,5%	189.677	250.000	269.032	265.833	257.581	245.333	236.774	240.806	246.833	228.710	195.833	198.065	235.373
	97,865	129,114	138,943	137,291	133,029	126,704	122,284	124,366	127,479	118.119	101.140	102,292	121,552
Milan													
oliva extra vergine	484.435	491.875	501.129	510.333	520.000	520.000	520.000	520.323	532.667	509.677	474.500	444.839	502.481
	249,926	254,033	258,812	263,566	268,558	268,558	268,558	268,725	275,099	263.227	245,059	229,740	259,488
oliva rettificato	371.048	472.500	484.274	494.167	501.210	487.500	496.210	497.500	518.167	499.435	452.167	407.339	473.460
	191,436	244,026	250,107	255,216	258,853	251,773	256,271	256,937	267,611	257.937	233,524	210,373	244,505
di sansa rettificato	190.887	241.250	269.274	268.833	266.210	252.500	252.500	252.500	260.167	242.823	215.000	199.919	242.655
	98,483	124,595	139,069	138,841	137,486	130,405	130,405	130,405	134.365	125,407	111.038	103,250	125,312
olio di semi di arachide	204.113	212.500	208.726	206.433	201.532	194.700	189.726	185.591	190.200	189.694	188.533	193.339	197.091
	105,307	109,747	107,798	106,614	104,083	100,554	97,985	95,850	98,230	97,968	97.370	99,851	101,780

MN / 100 Kg € / 100 Kg	Huile d'olive Olijfolie		Olivenöl Aceite d'oliva		Olio d'oliva Azeite		Olive oil Ελαιόλαδο						
	janv-00	févr-00	mars-00	avr-00	mai-00	juin-00	juil-00	août-00	sept-00	oct-00	nov-00	déc-00	2000
Ελλάδα													
ΠΑΡΘΕΝΟ ΕΣΤΡΑ 1.00 β	66.083	66.500	67.500	63.375	59.375	55.400	53.500	55.533	57.333	59.917	60.333	59.083	60.328
	199.607	199.678	202.154	189.060	176.449	164.534	158.825	164.653	169.301	176.519	177.385	173.410	179.298
ΠΑΡΘΕΝΟ FINE 1.01-2.00 β	60.792	61.125	62.000	57.875	53.875	48.700	48.125	49.650	51.000	56.000	54.600	52.250	54.666
	183.624	183.539	185.683	172.653	160.105	144.635	142.868	147.209	150.600	164.980	160.531	153.355	162.482
SEMI FINE 2.1-3.3%	56.667	58.438	60.375	56.344	51.677	46.300	46.000	48.167	50.000	50.667	50.800	50.667	52.175
	171.163	175.464	180.816	168.085	153.574	137.507	136.560	142.811	147.647	149.268	149.356	148.708	155.080
ΜΙΕΙΟΝΕΚΤΙΚΟ ΠΑΡΘΕΝΟ ΜΕΧΡΙ 3 β	54.583	56.917	57.967	53.167	49.833	44.600	44.417	46.233	48.000	48.667	49.267	49.667	50.276
	164.870	170.895	173.608	158.605	148.093	132.458	131.859	137.079	141.741	143.376	144.847	145.773	149.434
España													
OLIVA VIRGEN EX. 1%	36.325	36.097	34.388	31.853	30.432	27.613	27.797	29.434	29.144	28.831	28.248	28.165	30.694
	218.318	216.947	206.678	191.441	182.902	165.954	167.063	176.904	175.158	173.280	169.771	169.272	184.474
OLIVA VIRGEN FINO 1.5%	34.800	34.804	33.008	30.548	29.228	26.450	26.997	28.411	28.267	27.888	27.570	27.341	29.609
	209.152	209.177	198.384	183.597	175.661	158.968	162.255	170.756	169.886	167.607	165.699	164.321	177.955
OLIVA VIRGEN FINO 2%	34.963	34.417	32.207	29.455	28.069	25.418	27.122	28.335	28.110	27.928	27.495	27.154	29.223
	210.129	206.848	193.566	177.029	168.697	152.762	163.006	170.300	168.947	167.851	165.248	163.201	175.632
OLIVA REFINADO	38.079	37.858	35.702	32.938	31.754	28.175	29.292	30.596	30.327	30.142	29.950	29.179	31.999
	228.861	227.533	214.571	197.958	190.846	169.335	176.046	183.885	182.269	181.155	180.003	175.370	192.319
ORUJO REFINADO	20.481	19.844	19.120	17.800	16.400	14.950	16.138	16.950	16.894	16.750	16.930	16.913	17.431
	123.095	119.264	114.913	106.980	98.566	89.851	96.989	101.872	101.534	100.670	101.751	101.647	104.761
Italia													
Bari													
Extra vergine 1 %	468.750	456.250	446.000	445.000	436.250	416.000	413.333	427.500	435.000	452.500	457.500	430.000	440.340
	242.089	235.634	230.340	229.823	225.304	214.846	213.469	220.785	224.659	233.697	236.279	222.076	227.417
Vergine 2%	428.750	415.000	392.500	377.500	363.125	335.500	350.000	365.000	358.750	363.750	353.000	348.125	370.917
	221.431	214.330	202.709	194.962	187.538	173.271	180.760	188.507	185.279	187.861	182.309	179.792	191.562
Vergine corrente 3.3 %	410.000	397.500	380.000	-	-	-	-	-	-	-	-	-	395.833
	211.748	205.292	196.254	-	-	-	-	-	-	-	-	-	204.431
raffinato 0.5 %	450.750	439.000	413.000	393.750	368.750	339.600	368.333	381.500	366.250	372.500	363.600	357.750	384.565
	232.793	226.725	213.297	203.355	190.443	175.389	190.228	197.029	189.152	192.380	187.784	184.762	198.611
di sansa raffinato 0.5%	232.500	225.250	210.000	190.000	180.000	176.200	188.333	190.000	184.500	190.250	186.000	185.000	194.836
	120.076	116.332	108.456	98.127	92.962	91.000	97.266	98.127	95.287	98.256	96.061	95.545	100.625
Milan													
oliva extra vergine	480.000	470.000	460.000	441.250	436.250	397.000	390.750	399.000	400.500	400.000	421.500	415.000	425.938
	247.899	242.735	237.570	227.887	225.304	205.033	201.806	206.066	206.841	206.583	217.687	214.330	219.978
oliva rettificato	453.750	455.000	437.500	416.875	403.750	359.500	367.500	384.500	388.750	385.000	377.000	373.750	400.240
	234.343	234.988	225.950	215.298	208.519	185.668	189.798	198.578	200.773	198.836	194.704	193.026	206.706
di sansa rettificato	231.250	232.500	225.500	206.250	200.000	180.500	192.500	197.500	195.000	195.000	193.500	197.500	203.917
	119.431	120.076	116.461	106.520	103.292	93.220	99.418	102.000	100.709	100.709	99.934	102.000	105.314
olio di semi di arachide	191.500	191.500	191.500	194.250	194.000	185.300	174.000	174.100	183.000	188.500	190.900	188.000	187.213
	98.902	98.901	98.902	100.322	100.193	95.699	89.864	89.915	94.512	97.353	98.592	97.094	96.687

MN / 100 Kg € / 100 Kg	Hulle d'olive Olijfolie		Olivenöl Aceite d'oliva		Olio d'oliva Azeite		Olive oil Ελαιόλαδο						
	89 / 90	90 / 91	91 / 92	92 / 93	93 / 94	94 / 95	95 / 96	96 / 97	97 / 98	98 / 99	99 / 00	00 / 01	
Ελλάδα													
ΠΑΡΘΕΝΟ ΕΞΤΡΑ 1,00 β	52.092 257,690	83.109 357,993	58.237 230,262	58.561 187,625	67.987 200,328	76.598 245,357	111.867 359,197	86.233 276,509	66.567 201,194	72.736 222,250	61.531 183,951		
ΠΑΡΘΕΝΟ FINE 1.01-2.00 β	47.122 233,146	64.677 278,610	51.958 205,400	53.905 172,767	62.918 185,410	69.099 221,174	102.230 328,264	75.468 241,994	55.816 168,587	67.534 206,502	56.013 167,467		
SEMI FINE 2 1-3 3%	44.951 222,449	58.402 251,582	51.437 203,358	51.187 164,081	59.243 174,610	64.235 205,357	96.587 310,140	67.676 217,010	48.141 145,391	64.620 197,577	52.780 157,764		
ΜΙΕΙΟΝΕΚΤΙΚΟ ΠΑΡΘΕΝΟ ΜΕΧΡΙ 3 β	42.284 209,283	51.825 223,255	45.551 180,055	46.483 149,017	55.129 162,371	63.421 202,993	89.215 286,484	61.945 198,637	45.167 136,426	58.437 178,180	50.636 151,352		
España													
OLIVA VIRGEN EX 1%	27.041 176,860	28.051 184,644	28.497 189,719	32.461 185,881	38.550 200,816	45.859 266,326	60.527 366,388	40.910 246,698	30.419 181,216	38.786 232,760	31.929 191,899		
OLIVA VIRGEN FINO 1,5%	26.366 172,441	27.119 178,509	27.616 183,851	31.755 181,810	37.676 196,258	44.827 260,475	59.245 358,629	35.739 215,518	26.764 159,441	36.903 221,479	30.772 184,943		
OLIVA VIRGEN FINO 2%	25.786 168,650	26.764 176,170	27.355 182,115	31.606 180,875	37.421 194,929	44.387 257,986	57.945 350,759	35.288 212,798	26.483 157,777	36.606 219,694	30.186 181,422		
OLIVA REFINADO	27.485 179,758	28.933 190,448	29.551 196,727	33.696 192,877	39.710 206,861	47.177 273,980	62.374 377,574	39.692 239,367	29.443 175,406	39.545 237.325	33.172 199.365		
ORUJO REFINADO	20.007 130,850	21.357 140,580	18.929 126,023	21.231 120,967	31.105 161,995	35.535 206,017	39.023 236,220	22.029 132,866	16.124 96,068	20.400 122,373	17.533 105.373		
Italia													
Bari													
Extra vergine 1 %	511.989 300,321	837.931 475,746	456.415 258,387	457.006 214,175	523.573 229,627	612.770 273,602	797.510 384,904	703.632 356,463	495.010 250,774	495.071 254.857	439.118 226.785		
Vergine 2%	440.391 258,359	507.660 288,239	392.930 222,432	405.210 189,849	471.338 206,720	571.291 255,299	750.600 362,183	517.390 262,112	363.748 184,276	443.056 228,204	378.052 195,247		
Vergine corrente 3,3 %	- -	- -	- -	- -	436.678 192,662	- -	685.000 337,372	444.425 225,148	319.354 161,786	302.941 154,551	395.833 204,431		
raffinato 0,5 %	412.736 242,182	417.240 236,901	392.489 222,151	426.207 199,573	484.766 212,558	598.243 267,429	780.537 376,395	472.521 239,381	341.922 173,219	446.083 229,827	392.021 202,462		
di sansa raffinato 0,5%	270.992 158,997	307.938 174,840	244.382 138,346	243.638 114,028	334.369 146,443	417.135 186,239	459.259 221,105	264.552 134,023	180.622 91,504	232.281 119,672	196.744 101,610		
Milan													
oliva extra vergine	534.149 313,191	828.226 470,251	502.756 284,643	491.409 230,372	551.455 241,727	651.796 291,133	834.580 402,695	682.360 387,904	513.334 260,057	514.955 265,086	432.632 223,436		
oliva rettificato	429.708 252,013	437.887 248,624	409.231 231,595	439.049 205,673	494.151 216,580	608.597 272,157	798.738 385,234	503.080 254,862	360.008 182,382	460.556 237,278	409.303 211,387		
di sansa rettificato	275.339 161,467	314.654 178,654	258.542 146,341	250.512 117,326	337.443 147,734	425.451 190,047	473.196 227,921	277.168 140,414	188.827 95,660	239.123 123,190	205.962 106,371		
olio di semi di arachide	152.689 89,539	158.495 89,991	115.768 65,544	145.425 67,892	215.249 94,375	222.791 99,374	194.527 93,645	200.023 101,332	194.413 98,490	197.897 101,884	187.596 96,885		

MN / 100 Kg € / 100 Kg			Huile d'olive Olijfolie	Olivenöl Aceite d'oliva	Olio d'oliva Azeite			Olive oil Ελαιόλαδο					
	1989	1990	1991	1992	1993	1994	1995	1996	1997	1998	1999	2000	2001
Ελλάδα													
ΠΑΡΘΕΝΟ ΕΣΤΡΑ 1,00 β	42.731	56.503	81.552	56.504	60.008	69.220	81.142	112.527	81.418	66.861	71.335	60.328	
	253.230	269.226	347.585	218.375	188.479	201.674	264.719	360.940	261.033	199.054	218.983	179.298	
ΠΑΡΘΕΝΟ FINE 1,01-2,00 β	39.286	49.705	64.089	51.088	55.157	64.130	73.637	102.539	69.628	56.086	67.648	54.666	
	232.842	237.458	272.894	197.336	173.301	186.826	240.143	328.903	223.236	166.949	207.672	162.482	
SEMI FINE 2 1-3 3%	37.541	47.140	57.698	50.917	52.287	60.764	68.155	96.581	61.595	48.272	65.107	52.175	
	222.416	225.280	245.617	196.903	164.307	177.017	222.239	309.791	197.483	143.684	199.755	155.080	
ΜΙΕΙΟΝΕΚΤΙΚΟ ΠΑΡΘΕΝΟ ΜΕΧΡΙ 3 β	35.065	43.795	51.331	45.279	46.809	57.409	67.425	88.767	56.227	44.849	51.749	50.276	
	207.661	209.523	218.471	174.901	147.111	167.209	219.914	284.730	180.275	133.535	157.065	149.434	
España													
OLIVA VIRGEN EX. 1%	26.852	26.497	29.028	28.251	33.527	39.185	48.562	59.966	37.538	30.029	39.579	30.694	
	174.389	173.475	191.542	186.255	186.317	203.795	288.347	362.996	225.906	178.679	237.867	184.474	
OLIVA VIRGEN FINO 1,5%	26.291	25.800	27.989	27.468	32.736	38.201	47.676	58.436	32.383	26.295	38.126	29.609	
	170.742	168.910	184.685	181.090	181.930	198.679	283.102	353.731	194.852	156.453	229.133	177.955	
OLIVA VIRGEN FINO 2%	25.879	25.210	27.666	27.207	32.604	37.853	47.325	57.070	31.995	26.011	37.671	29.223	
	168.068	165.046	182.553	179.370	181.155	196.870	281.030	345.462	192.516	154.775	226.399	175.632	
OLIVA REFINADO	27.602	26.948	29.905	29.279	34.850	40.304	49.930	61.986	35.994	28.964	39.507	31.999	
	179.258	176.434	197.331	193.044	193.832	209.617	296.459	375.223	216.596	172.341	237.431	192.319	
ORUJO REFINADO	19.699	19.735	22.035	17.913	22.497	32.261	35.971	38.665	19.512	15.949	27.379	17.431	
	127.939	129.211	145.412	118.144	124.471	167.780	213.280	234.055	117.418	94.909	164.548	104.761	
Italia													
Bari													
Extra vergine 1%	463.144	563.155	796.931	441.381	462.800	534.268	644.941	798.432	672.964	486.645	492.289	440.340	
	279.510	327.293	452.429	246.751	211.245	232.191	291.808	390.806	340.926	246.557	254.225	227.417	
Vergine 2%	398.011	455.182	496.853	382.436	414.100	478.449	608.354	743.809	471.799	362.291	446.393	370.917	
	240.174	264.900	282.071	213.797	189.069	207.937	275.371	363.927	239.015	183.554	230.526	191.562	
Vergine corrente 3,3%	371.129	-	-	-	407.500	441.541	-	685.000	428.062	309.552	350.441	395.833	
	224.655	-	-	-	183.313	194.220	-	337.372	216.858	156.834	180.877	204.431	
raffinato 0,5%	403.421	412.081	417.182	389.999	433.162	493.004	639.650	768.249	425.352	335.085	416.852	384.565	
	243.454	239.961	236.840	217.937	197.704	214.227	289.589	375.641	215.485	169.771	215.273	198.611	
di sansa raffinato 0,5%	266.740	275.201	308.602	231.382	247.084	357.509	430.995	446.769	233.227	177.041	235.373	194.836	
	160.983	160.197	175.198	129.422	112.817	155.291	194.974	218.208	118.154	89.698	121.552	100.625	
Milan													
oliva extra vergine	516.880	576.561	805.106	478.958	495.737	567.172	680.417	837.135	644.607	508.749	502.481	426.146	
	311.998	335.084	457.070	267.802	226.302	246.340	308.053	409.681	368.777	257.756	259.488	220.086	
oliva rettificato	416.622	428.937	436.661	408.161	445.478	504.400	646.026	791.478	453.290	352.596	473.460	400.344	
	251.427	249.670	247.898	228.058	203.322	219.074	292.642	387.047	229.639	178.643	244.505	206.760	
di sansa rettificato	275.703	279.822	317.582	244.988	253.146	359.962	438.774	463.526	243.030	186.043	242.655	203.917	
	166.357	162.817	180.296	136.986	115.534	156.271	198.598	226.484	123.120	94.259	125.312	105.314	
olio di semi di arachide	139.750	153.715	155.725	112.107	157.061	221.694	221.528	187.166	207.096	191.256	197.091	187.213	
	84.332	89.472	88.408	62.653	71.662	96.350	100.183	91.521	104.915	96.900	101.780	96.687	

Svinekød

Schweinefleisch

Pork

Viande porcine

Carni suine

Varkenvlees

MN / 100 Kg € / 100 Kg PAB	Porcs			Schweine		Pigs	Cerde						
	Suini			Varkens		Porco	0203 21 10						
	janv-99	févr-99	mars-99	avr-99	mai-99	juin-99	juli-99	août-99	sept-99	oct-99	nov-99	déc-99	1999
Belgique	3.657,2 90,580	3.933,3 97,503	4.103,7 101,729	3.956,2 98,072	4.201,2 104,144	4.129,8 102,375	3.560,9 88,273	4.237,3 105,041	4.401,2 109,104	4.305,1 106,720	4.276,6 106,014	4.236,4 105,018	4083,20 101,214
Danmark	669,16 89,840	656,00 88,229	692,55 93,179	707,00 95,121	707,32 95,156	781,70 105,189	856,84 115,194	828,29 111,352	862,00 115,956	851,16 114,505	838,00 112,688	783,94 105,370	769,45 103,482
Deutschland	179,08 91,484	193,67 99,021	201,65 103,101	199,31 101,392	211,77 108,278	250,63 128,144	254,44 130,091	260,55 133,217	250,74 128,200	231,45 118,336	225,18 115,130	214,58 109,711	222,67 113,842
Elias	37.825,8 116,532	37.723,2 117,173	36.954,1 114,646	36.242,2 111,408	36.942,2 113,577	58.116,2 179,257	60.063,6 184,86	59.356,7 181,874	56.989,5 174,33	56.319,4 171.119	53.724,0 163,432	48.747,0 147,966	48250,3 148,015
España	14.739,3 88,523	15.262,0 91,727	17.066,5 102,572	17.369,3 104,392	18.676,5 112,248	22.984,1 138,137	23.340,1 140,277	22.241,7 133,675	20.538,5 123.439	17.855,5 107.314	16.453,1 98.885	16.278,0 97,832	18.567,0 111,585
France	651,35 99,186	668,10 101,851	688,04 104,891	634,36 96,708	671,11 102,31	857,53 130,729	874,68 133,345	820,00 125,008	859,19 130,982	774,57 118,083	727,39 110,89	710,54 108,32	744,74 113,525
Irland	71,29 90,459	70,15 89,067	74,86 95,05	76,27 96,846	77,57 98,487	82,16 104,317	88,78 112,725	87,98 111,709	89,87 114,112	88,19 111,975	86,85 110,279	80,84 102,644	81,230 103,139
Italia	247.893 127,882	233.643 120,666	229.075 118,307	205.900 106,338	196.577 101,524	223.646 115,503	252.144 130,221	275.768 142,423	297.662 153,730	296.483 153,121	301.030 155,469	289.280 149,400	254.092 131,215
Luxembourg	4806,5 119,048	4775,0 118,369	5245,2 130,025	5160,0 127,913	5235,5 129,785	6200,0 153,694	6316,1 156,573	6167,7 152,894	6323,3 156,751	6032,3 149,536	5970,0 147,992	5519,4 136,821	5645,9 139,95
Nederland	155,28 70,397	180,36 81,842	186,24 84,511	181,36 82,298	188,85 85,698	235,74 106,975	234,78 106,537	240,09 108,946	237,30 107,682	216,78 98,371	207,38 94,105	198,27 89,973	205,20 93,111
Österreich	1.286,8 93,433	1.329,8 96,637	1.386,2 100,739	1.298,6 94,373	1.437,8 104,489	1.772,0 128,776	1.823,6 132,527	1.873,8 136,177	1.852,0 134,590	1.700,4 123,574	1.634,9 118,813	1.561,0 113,445	1579,7 114,798
Portugal	21.000 104,659	20.500 102,254	20.981 104,653	21.493 107,205	23.760 118,517	29.046 144,860	29.575 147,517	28.587 142,590	26.337 131,371	22.591 112,682	21.646 107,971	22.203 110,747	23.976,5 119,587
Suomi	675,29 113,487	657,00 110,500	653,39 109,892	655,47 110,242	668,77 112,480	675,43 113,600	694,35 116,782	720,58 121,193	754,10 126,830	776,52 130,601	782,80 131,658	721,35 121,323	702,92 118,216
Sweden	998,74 109,513	967,00 108,539	983,06 110,022	998,50 112,017	983,26 109,704	1.012,33 114,625	1.041,39 119,121	1.074,84 122,719	1.164,93 134,827	1.226,70 140,648	1.253,70 145,215	1.157,70 134,797	1071,85 121,812
U-K	65,786 93,556	70,985 103,127	80,063 119,184	83,519 125,567	86,055 130,745	86,308 132,774	87,131 132,590	85,626 129,587	83,514 128,915	79,653 123,410	77,420 121,568	71,631 114,213	79,808 121,270
C.E	93,574	97,521	102,725	100,843	105,581	123,677	126,178	126,250	125,449	116,706	112,816	108,477	111,650

MN / 100 Kg € / 100 Kg PAB	Porcs			Schweine		Pigs		Cerdo					
	Sulni	Varkens		Porco		0203 21 10							
	janv-00	févr-00	mars-00	avr-00	mai-00	juin-00	juil-00	août-00	sept-00	oct-00	nov-00	déc-00	2000
Belgique	4 297,7 106,538	4.775,8 118,390	5.041,4 124,972	5.309,0 131,607	5.698,9 141,273	5 888,4 145,970	5.789,0 143,505	5 827,7 144,466	5 742,0 142,341	5.990,3 148,496	6 138,8 152,177	6 390,3 158,412	5 574,1 138,179
Danmark	808,34 108,592	796,52 106,983	870,13 116,837	941,07 126,307	1.022,45 137,117	1.048,60 140,547	1.056,39 141,628	1.038,00 139,182	1 024,67 137,321	1 024,58 137,565	1 089,40 146,116	1 099,03 147,355	984,93 132,129
Deutschland	214,83 109,840	243,17 124,332	257,34 131,576	263,23 134,586	283,77 145,090	296,83 151,765	298,31 152,525	297,07 151,891	290,71 148,635	298,20 152,465	309,81 158,402	321,60 164,429	281,24 143,795
Ellas	51.802,3 156,4831	49.800,2 149,5049	49.873,3 149,3778	49.542,4 147,813	52.596,1 156,2671	56.026,9 166,4113	57.301,8 170,1111	59.494,5 176,411	59.948,6 177,09	59.515,4 175,33	60.078,6 176,637	72.973,7 214,192	56.579,5 167,969
España	17.718,4 106,4895	20.608,1 123,8569	22.886,1 137,548	23.749,0 142,734	24.950,3 149,9543	27.079,5 162,7509	27.852,3 167,3958	25 279,7 151,934	23 486,7 141,158	22 056,8 132,564	23.362,9 140,413	25.211,1 151,522	23.686,7 142,36
France	754,43 115,0115	772,34 117,7432	846,04 128,9778	873,59 133,179	938,62 143,0916	976,45 148,8593	986,00 150,3147	922,67 140,66	925,75 141,13	949,62 144,769	1032,90 157,465	1003,05 152,914	915,12 139,51
Ireland	86,29 109,5717	88,11 111,8773	94,50 119,9947	99,74 126,638	102,77 130,495	108,15 137,3213	108,37 137,6033	104,20 132,305	104,32 132,458	106,00 134,589	110,05 139,736	110,74 140,611	101,94 129,433
Italia	295 220 152,468	280.500 144,866	282.964 146,139	268.127 138,476	257.874 133,181	248 476 128,327	285 519 147,458	321.087 165,828	334 896 172,960	343 364 177,333	353 861 182,754	375 407 193,882	303 941 156,973
Luxembourg	5622,6 139,380	6024,1 149,335	6309,7 156,413	6366,7 157,826	6996,8 173,446	6890,0 170,799	6671,0 165,369	6574,2 162,970	6380,0 158,156	6480,6 160,651	6760,0 167,576	7003,2 173,606	6506,6 161,294
Nederland	211,14 95,812	243,02 110,280	253,44 115,007	265,05 120,276	285,36 129,491	297,24 134,883	290,10 131,643	293,42 133,148	285,43 129,524	304,61 138,224	315,04 142,959	318,13 144,362	280,17 127,134
Österreich	1.544,8 112,268	1.702,3 123,709	1.795,2 130,462	1.803,4 131,056	1.979,6 143,864	2.051,1 149,059	2.097,3 152,416	2 117,0 153,846	2.088,8 151,797	2.084,8 151,506	2.139,9 155,510	2 229,5 162,021	1.969,5 143,126
Portugal	24.152 120,470	26.591 132,637	28.098 140,152	28.950 144,404	31.039 154,820	34.050 169,841	35.129 175,223	32.155 160,390	29 261 145,954	28 572 142,515	29 650 147,896	32.043 159,831	29.974 149,511
Suomi	740,67 124,572	739,17 124,320	746,81 125,604	763,40 128,395	767,29 129,049	810,83 136,372	814,42 136,976	823,77 138,549	832,17 139,960	844,58 142,048	858,60 144,406	870,87 146,470	801,05 134,727
Sweden	1.074,53 125,051	1.055,52 124,012	1.094,87 130,301	1.116,77 135,136	1.200,52 145,930	1.294,20 155,534	1.320,45 157,168	1.330,40 158,537	1 342,33 159,589	1 336,65 156,809	1 358,20 157 591	1 332,80 153,576	1.238,10 146,603
U-K	76 391 123,430	79 108 128,713	90,981 148,917	94 398 157,915	94 763 158,259	99,378 157,999	102,732 164,888	102,150 168,170	101,538 166,828	101,668 172,228	103,980 173,441	103,870 169,196	95,913 157,499
C.E	112,805	121,666	130,719	134,990	142,891	148,958	151,745	148,763	145,620	147,168	153,770	158,253	141,446

MN / 100 Kg € / 100 Kg PAB	Porcs		Schweine		Pigs	Cerdo							
	Suini	Varkens			Porco	0203 21 10							
	89-90	90-91	91-92	92-93	93-94	94-95	95-96	96-97	97-98	98-99	99-00		
Belgique	7.772,2 160,959	6.746,6 139,208	7.553,7 155,565	6.135,0 126,349	5.538,2 112,796	5.704,6 127,318	6.147,1 155,527	6.919,7 173,097	6 178,6 151,030	4 097 2 100 815	4 662,7 115,585		
Danmark	1.254,92 140,528	1.036,67 115,671	1.190,07 132,526	962,48 107,182	886,83 95,335	970,01 114,132	1 052,20 140,035	1.162,79 155,039	1.028,92 136,294	720,60 96,087	876,52 117,743		
Deutschland	341,95 145,478	301,73 128,416	349,48 148,450	274,64 116,659	244,87 104,013	261,96 122,566	308,68 161,840	346,31 178,659	307,07 154,952	207,94 105,556	249,68 127,656		
Ellas	35.033,3 169,078	33.569,9 141,104	42.721,9 161,059	40.347,5 134,117	40 000,6 121,108	45.590,7 140,262	52.901,2 171,319	57.731,4 185,161	53.359,4 166,237	42.962,2 129,420	53.736,8 162,453		
España	23.085,3 156,105	20.451,8 139,576	22.692,5 153,622	20.175,5 124,203	19.788,0 103,800	22.870,0 127,167	24.773,7 149,687	28 056,1 169,690	25 385,1 151,665	17 573,0 105,008	21 141,5 127,063		
France	1.182,81 150,642	1.063,05 134,905	1.177,65 149,152	925,60 117,229	812,36 101,910	871,65 120,050	1.010,83 152,920	1.072,58 162,261	967,97 144,813	711,43 107,394	827,32 126,124		
Ireland	123,55 144,194	109,74 125,126	114,73 130,553	105,20 115,751	99,55 101,961	103,21 115,118	121,31 146,245	120,22 150,903	103,26 133 277	78,31 98 850	91,84 116,612		
Italia	294.959 172,147	270 419 153,819	315.939 179,363	288.794 143,224	249 417 111,840	293.017 128,499	326.424 152,831	334.417 168,105	315.854 160,013	240 690 123,032	278.794 143,985		
Luxembourg	8 187,1 169,551	7.277,3 150,179	7.851,9 161,706	6.856,1 141,198	5.918,3 120,557	6.080,2 135,823	6.766,9 171,210	7.989,8 199,828	7 461 4 182,389	5 286,2 130 084	6 211,6 153,980		
Nederland	365,41 138,525	324,42 122,545	361,11 136,138	272,65 102,788	241,27 90,958	255,96 106,293	301,73 140,956	342,01 157,123	295,87 132,556	190,01 85,594	240,82 109,280		
Österreich	- -	- -	- -	- -	- -	1863,8 137,398	2185,1 162,860	2440,5 178,957	2117,1 151,837	1475,4 106,436	1775,3 129,014		
Portugal	33681,8 168,273	30171,0 146,034	33832,9 167,244	29594,3 142,755	25374,9 107,521	28751,4 132,096	31954,8 161,223	35022,1 176,699	31112,6 154,626	22897,1 113,448	26984,9 134 600		
Suomi	- -	- -	- -	- -	- -	799,1 133,124	843,0 142,718	855,0 141,827	865,8 143,618	713,9 119,185	751,7 126,428		
Sweden	- -	- -	- -	- -	- -	1131,2 114,717	1280,1 138,121	1320,7 151,442	1290,1 147,008	1054,3 116,974	1147,0 134,503		
U-K	117,24 155,541	103,42 129,366	104,46 129,098	106,78 117,091	93,02 100,764	104,66 118,314	133,80 157,212	126,41 159,771	101,53 145,693	74,69 110,151	85,03 135,446		
C.E	151,005	132,310	148,496	118,850	102,450	120,725	152,006	166,821	147,616	104,783	125,658		

MN / 100 Kg € / 100 Kg PAB	Porcs			Schweine		Pigs		Cerdo				
	Suini			Varkens		Porco		0203 21 10				
	1989	1990	1991	1992	1993	1994	1995	1996	1997	1998	1999	2000
Belgique	7372,6 152,686	7054,1 145,972	7093,8 146,093	7262,2 149,562	5504,4 112,983	5682 115,237	5788,3 142,391	6621 167,331	6942 170,945	4844,6 118,364	4083,2 101,214	5574,1 138,179
Danmark	1288,08 144,242	1095,62 122,589	1076,34 119,861	1142,05 127,179	882,88 96,861	925,69 99,023	999,17 129,345	1127,72 150,363	1152,73 153,247	823,3 108,93	769,45 103,482	984,93 132,129
Deutschland	329,68 139,972	312,48 133,091	320,76 136,251	330,49 140,384	244,53 103,872	253,21 107,556	279,21 143,22	332,23 173,505	346,15 175,91	241,08 121,551	222,67 113,842	281,24 143,795
Elias	30885,8 168,354	34459,8 154,425	36129,8 142,459	45284,6 161,595	38102,1 119,699	42530,9 123,779	48201,4 157,233	57018,2 182,891	56937,6 182,54	47091,2 140,273	48250,3 148,015	56579,5 167,969
España	22981,5 156,024	20784,3 140,827	21077,4 143,227	22374 147,837	19330,9 108,086	20958,9 109,005	24028,3 142,324	26682,8 161,52	27820,3 167,364	20475,8 121,866	18567 111,585	23686,7 142,36
France	1153,75 146,945	1093,5 139,156	1094,83 138,637	1116,96 141,465	818,45 103,248	838,53 105,053	924,35 138,096	1064,26 161,002	1065,14 160,278	800,26 119,671	744,74 113,525	915,12 139,51
Irland	121,48 141,802	113,19 130,749	108,1 123,017	115,9 131,89	100,36 104,606	100,48 102,901	109,42 130,982	126,04 152,365	111,62 146,109	90,28 113,676	81,23 103,139	101,94 129,433
Italia	280355 164,055	275582 158,444	287863 163,424	316085 173,732	265919 121,33	263584 114,326	320471 145,16	327979 160,773	327102 165,711	277665 140,678	254092 131,215	303941 156,973
Luxembourg	7870,6 162,999	7683,7 158,996	7180,6 147,881	7928 163,273	6041,9 124,037	6010,9 121,908	6312,3 155,422	7350,1 185,745	8190 201,67	6056,6 147,975	5645,9 139,95	6506,6 161,294
Nederland	354,24 134,081	331,59 125,609	339,88 128,133	336,5 126,856	238,22 89,808	250,8 94,55	271,85 123,939	327,57 152,509	340,87 153,963	224,4 100,412	205,2 93,111	280,17 127,134
Österreich	- -	- -	- -	- -	- -	- -	1964,5 147,213	2377,3 176,442	2366,2 170,884	1714 122,829	1579,7 114,798	1969,5 143,126
Portugal	33966,7 174,852	31180 151,611	31496,1 153,524	33835,5 167,957	25725,3 115,003	26876,5 112,74	29834,3 148,658	34207,7 172,59	33766,4 169,575	26163,5 129,03	23976,5 119,587	29974,3 149,511
Suomi	- -	- -	- -	- -	- -	- -	828,79 139,335	846,8 141,529	871,83 144,626	791,38 131,288	702,92 118,216	801,05 134,727
Sweden	- -	- -	- -	- -	- -	- -	1217,39 125,482	1272,93 144,709	1348,35 153,475	1165,59 130,788	1071,85 121,812	1238,1 146,603
U-K	109,314 147,986	108,9 140,251	99,086 123,632	111,437 133,284	99,683 105,38	95,569 102,132	117,662 139,405	139,151 165,506	112,554 154,506	82,689 120,119	79,808 121,27	95,913 157,499
C.E	147,083	137,129	137,459	142,355	104,528	105,875	138,447	162,316	164,012	119,431	111,65	141,446

MN / Kg PAB € / Kg PAB	Jambons Proscuiti			Schinken Hammen		Ham Pernas		Jamon 0203 12 11					1999
	janv-99	févr-99	mars-99	avr-99	mai-99	juin-99	jul-99	août-99	sept-99	oct-99	nov-99	déc-99	
Belgique	56,6 1,402	58,1 1,439	60,6 1,503	58,7 1,455	62,4 1,548	67,5 1,673	63,8 1,581	64,6 1,601	67,0 1,66	65,4 1,621	64,4 1,598	66,9 1,659	63,00 1,562
Danmark	8,90 1,197	8,90 1,197	9,90 1,332	12,00 1,614	12,26 1,649	15,15 2,039	15,88 2,149	16,81 2,259	17,37 2,336	16,05 2,159	15,50 2,084	15,38 2,067	13,68 1,840
Deutschland	-	-	-	-	-	-	-	-	-	-	-	-	-
France	9,73 1,482	10,18 1,551	10,84 1,653	10,25 1,562	10,81 1,648	12,94 1,972	13,75 2,096	12,94 1,972	13,09 1,996	12,00 1,829	11,27 1,718	11,20 1,707	11,58 1,766
Italia	6 337 3,273	6 337 3,273	6 337 3,273	5 960 3,078	5 706 2,947	6 160 3,181	6 052 3,386	6 955 3,592	7 100 3,667	7 190 3 713	7 200 3 718	7 200 3 718	6 545 3,402
Nederland	3,08 1,395	3,08 1,395	3,10 1,405	3,02 1,369	3,18 1,444	3,72 1,689	3,65 1,658	3,79 1,721	4,01 1,819	3 57 1,62	3 41 1 546	3,58 1,627	3,43 1,557
U-K	1,467 2,086	1,312 1,906	1,394 2,075	1,422 2,138	1,411 2,144	1,424 2,189	1,477 2,247	1,477 2,235	1,417 2,187	1,391 2 155	1,432 2 249	1,499 2,39	1,427 2,167
C.E	1,679	1,848	1,874	1,869	1,896	2,124	2,239	2,230	2 278	2 189	2 152	2,195	2,048

MN / Kg PAB € / Kg PAB	Epaules Spalle			Schuiter Schouders		Shoulders Pas		Paletilla 0203 12 19					1999
	janv-99	févr-99	mars-99	avr-99	mai-99	juin-99	jul-99	août-99	sept-99	oct-99	nov-99	déc-99	
Belgique	38,1 0,943	40,8 1,012	43,6 1,080	41,7 1,033	42,3 1,050	43,3 1,073	39,5 0,980	44,8 1,110	47,0 1 164	46,4 1 150	46,8 1 161	46,4 1 151	43,39 1,076
Danmark	6,30 0,847	6,30 0,847	6,40 0,861	6,60 0,888	6,60 0,888	7,36 0,990	8,08 1,087	8,81 1,184	9 46 1,272	10 60 1 426	10 6 1 425	10 6 1 425	8,14 1,095
Deutschland	-	-	-	-	-	-	-	-	-	-	-	-	-
France	6,06 0,923	6,43 0,980	6,77 1,032	6,50 0,991	6,65 1,013	8,18 1,247	8,95 1,364	8,63 1,316	9 30 1,417	9 19 1,401	9 20 1 403	9 20 1,403	7,92 1,208
Italia	2 220 1,147	2 220 1,147	2 220 1,147	2 018 1,042	1 891 0,976	2 207 1,140	2 507 1,268	2 706 1,397	3 085 1 593	2 944 1,521	3 078 1 59	3 419 1,766	2 543 1,311
Nederland	2,38 1,078	2,38 1,078	2,25 1,021	2,21 1,002	2,15 0,976	2,52 1,141	2,59 1,176	2,77 1,259	2,78 1 263	2 47 1,120	2 34 1,059	2 38 1,082	2,44 1,105
U-K	0,717 1,019	0,711 1,033	0,743 1,105	0,737 1,108	0,740 1,124	0,760 1,169	0,750 1,141	0,734 1,110	0 704 1 086	0 726 1 125	0 716 1 124	0 705 1 124	0 729 1,106
C.E	0,961	1,055	1,041	1,011	1,005	1,127	1,197	1,229	1 299	1,294	1 294	1,325	1,153

MN / Kg PAB € / Kg PAB	Jambons Prosciutti		Schinken Hammen		Ham Pernas		Jamon 0203 12 11						
	janv-00	févr-00	mars-00	avr-00	mai-00	juin-00	juil-00	août-00	sept-00	oct-00	nov-00	déc-00	2000
Belgique	62,49 1,549	68,45 1,697	72,85 1,806	77,97 1,933	83,96 2,081	87,51 2,169	87,56 2,171	83,96 2,081	80,72 2,001	82,58 2,047	83,41 2,068	84,92 2,105	79,70 1,976
Danmark	14,30 1,922	13,77 1,849	14,42 1,936	15,06 2,021	15,43 2,069	15,50 2,077	15,49 2,076	15,10 2,025	15,10 2,024	15,22 2,043	15,75 2,113	15,80 2,118	15,08 2,023
Deutschland	- -	- -	- -	- -	- -	- -	- -	- -	- -	- -	- -	- -	- -
France	11,01 1,679	11,00 1,677	11,42 1,741	13,60 2,073	14,78 2,253	15,16 2,311	14,93 2,276	13,84 2,110	13,25 2,020	13,21 2,014	14,41 2,198	14,09 2,148	13,39 2,042
Italia	7 247 3 742	7 457 3,851	7 331 3,786	7 002 3,616	6 850 3,538	6 828 3,527	7 221 3,729	7 585 3,917	7 670 3,961	7 776 4 016	7 850 4,054	8 000 4,132	7 401 3,822
Nederland	3,34 1 516	3,67 1,666	3,94 1,786	4,13 1,872	4,37 1,983	4,41 2,002	4,33 1,967	4,20 1,906	4,14 1,88	4,10 1,86	4,42 2,005	4,54 2,06	4,16 1,886
U-K	1,310 2 111	1,252 2,037	1,380 2,262	1,447 2,420	1,442 2,408	1,519 2,415	1,554 2,494	1,575 2,593	1,583 2,601	1,605 2,719	1,713 2,856	1,799 2,927	1,515 2,487
C.E	2,087	2,171	2,261	2,323	2,389	2,417	2,452	2,439	2,414	2,450	2,549	2,582	2,380

MN / Kg PAB € / Kg PAB	Epaules Spalle		Schulter Schouders		Shoulders Pas		Paletilla 0203 12 19						
	janv-00	févr-00	mars-00	avr-00	mai-00	juin-00	juil-00	août-00	sept-00	oct-00	nov-00	déc-00	2000
Belgique	46,2 1,146	49,6 1,228	49,3 1,221	49,5 1,228	52,2 1,295	54,8 1,358	54,8 1,360	56,5 1,401	61,7 1,530	64,4 1,596	66,0 1,637	66,0 1,637	55,9 1,386
Danmark	10,60 1,424	10,60 1,424	9,87 1,325	9,63 1,292	10,60 1,421	10,80 1,447	10,80 1,448	10,80 1,448	10,80 1,447	10,92 1,466	11,50 1,543	11,50 1,542	10,70 1,436
Deutschland	- -	- -	- -	- -	- -	- -	- -	- -	- -	- -	- -	- -	- -
France	8,45 1,289	8,40 1,281	8,25 1,259	7,41 1,129	7,42 1,131	7,63 1,164	7,95 1,211	8,13 1,239	8,80 1,341	9,92 1,512	11,01 1,678	10,31 1,571	8,64 1,317
Italia	2 893 1 494	2 547 1,316	2 506 1,294	2 417 1,248	2 409 1,244	2 368 1,223	2 657 1,372	3 130 1,617	3 465 1,789	3 279 1,694	4 462 2,304	4 857 2,509	3 167 1,636
Nederland	2,10 0,952	2,47 1,121	2,44 1,108	2,31 1,048	2,54 1,153	2,67 1,212	2,65 1,202	2,85 1,294	2,89 1,310	2,90 1,316	3,28 1,486	3,32 1,508	2,73 1,239
U-K	0,700 1 138	0,702 1,143	0,710 1,169	0,695 1,162	0,725 1,211	0,740 1,177	0,728 1,168	0,754 1,241	0,781 1,284	0,776 1,314	0,818 1,364	0,855 1,408	0,746 1,226
C.E	1,241	1,237	1,496	1,184	1,243	1,264	1,293	1,373	1,450	1,483	1,669	1,696	1,394

MN / Kg PAB € / Kg PAB	Jambons Prosciutti		Schinken Hammen		Ham Pernas		Jamon 0203 12 11						
	89-90	90-91	91-92	92-93	93-94	94-95	95-96	96-97	97-98	98-99	99 / 00	00-01	01-02
Belgique	110,6 2,291	99,1 2,045	108,7 2,238	83,7 1,725	79,2 1,612	81,2 1,789	82,2 2,080	94,2 2,356	89,1 2,178	64,5 1,585	70,3 1,742		
Danmark	23,82 2,667	22,10 2,467	23,90 2,661	19,11 2,128	20,11 2,161	19,21 2,232	17,00 2,262	16,33 2,177	15,01 1,988	11,19 1,492	15,46 2,078		
Deutschland	5,45 2,322	5,28 2,239	5,36 2,279	4,32 1,835	4,02 1,708	4,26 1,974	4,08 2,142	- -	- -	- -	- -		
France	17,75 2,280	16,42 2,084	17,42 2,206	13,74 1,740	12,71 1,594	13,37 1,820	13,33 2,017	15,37 2,325	14,19 2,123	11,13 1,678	12,60 1,921		
Italia	7,107 4,146	7,232 4,113	8,453 4,799	7,318 3,639	5,952 2,668	6,240 2,734	6,199 2,906	7,341 3,691	8,009 4,057	6,656 3,400	7,029 3,652		
Nederland	6,94 2,629	7,01 2,649	7,13 2,689	5,96 2,247	5,82 2,193	5,50 2,226	4,71 2,198	5,55 2,550	4,87 2,180	3,28 1,476	3,81 1,730		
U-K	1,892 2,510	1,834 2,294	1,855 2,293	1,776 1,951	1,616 1,750	1,712 1,916	1,957 2,300	1,995 2,519	1,704 2,447	1,430 2,102	1,419 2,258		
C.E	2,689	2,561	2,738	2,180	1,956	2,098	2,289	2,622	2,494	1,938	2,244		

MN / Kg PAB € / Kg PAB	Epaules Spalle		Schulter Schouders		Shoulders Pas		Paletilla 0203 12 19						
	89-90	90-91	91-92	92-93	93-94	94-95	95-96	96-97	97-98	98-99	99 / 00	00-01	01-02
Belgique	79,3 1,642	67,6 1,394	75,1 1,546	62,9 1,296	55,3 1,126	58,8 1,296	60,2 1,521	68,9 1,725	60,4 1,477	41,5 1,021	47,7 1,182		
Danmark	14,83 1,661	13,03 1,453	13,22 1,473	12,88 1,434	12,35 1,328	12,31 1,433	12,00 1,596	12,02 1,603	11,22 1,487	7,41 0,986	10,02 1,346		
Deutschland	4,10 1,743	3,56 1,514	3,97 1,685	3,43 1,457	3,21 1,366	3,53 1,633	3,54 1,858	- -	- -	- -	- -		
France	9,55 1,216	8,47 1,074	9,52 1,206	8,12 1,028	6,95 0,872	8,15 1,107	8,84 1,337	10,56 1,597	8,98 1,340	6,57 0,992	8,50 1,296		
Italia	3,057 1,785	2,655 1,510	2,993 1,699	3,078 1,521	2,585 1,164	3,354 1,468	3,605 1,686	3,683 1,851	3,087 1,564	2,221 1,135	2,545 1,312		
Nederland	5,07 1,923	4,19 1,582	4,52 1,706	3,78 1,424	3,44 1,297	3,58 1,450	3,11 1,452	3,64 1,670	3,06 1,371	2,24 1,007	2,48 1,126		
U-K	1,057 1,403	0,987 1,235	1,028 1,271	1,059 1,164	0,963 1,043	0,960 1,078	1,357 1,594	1,207 1,529	1,001 1,436	0,773 1,136	0,717 1,142		
C.E	1,625	1,396	1,512	1,332	1,171	1,352	1,555	1,660	1,451	1,050	1,256		

MN / Kg PAB € / Kg PAB	Jambons Proscutti		Schinken Hammen		Ham Pernas		Jamon 0203 12 11						
	1989	1990	1991	1992	1993	1994	1995	1996	1997	1998	1999	2000	2001
Belgique	107,1 2.217	102,8 2.127	103,3 2.128	99,9 2.057	76,7 1.575	82,2 1.667	78,1 1,92	90,2 2,28	95,6 2.353	74,4 1.818	63,0 1.562	79,7 1.976	
Danmark	23,04 2,58	22,38 2,504	22,96 2,557	22,15 2,467	18,91 2,073	19,97 2,136	17,96 2,316	16,83 2,245	16,11 2,138	12,35 1,634	13,68 1,84	15,08 2,023	
Deutschland	5,26 2,234	5,28 2,25	5,26 2,235	5,05 2,147	3,95 1,68	4,15 1,765	4,20 2,149	- -	- -	- -	- -	- -	
France	17,09 2,177	16,73 2,129	16,69 2,114	16,34 2,069	12,42 1,567	13,4 1,679	12,9 1,925	14,63 2,213	15,43 2,321	12,15 1,816	11,58 1,766	13,39 2,042	
Italia	6,750 3,949	7,116 4,09	7,742 4,395	8,318 4,583	6,411 2,925	6,110 2,653	6,166 2,792	6,689 3,281	7,746 3,924	7,506 3,803	6,545 3,402	7,401 3,822	
Nederland	6,80 2,572	6,86 2,599	7,05 2,657	6,74 2,539	5,65 2,13	6,06 2,285	4,61 2,091	5,22 2,428	5,68 2,566	3,67 1,64	3,43 1,557	4,16 1,886	
U-K	1,786 2,416	1,844 2,37	1,798 2,243	1,868 2,229	1,667 1,765	1,665 1,779	1,798 2,127	2,102 2,504	1,83 2,517	1,499 2,177	1,427 2,167	1,515 2,487	
C.E	2,592	2,586	2,619	2,585	1,959	1,995	2,189	2,492	2,653	2,139	2,048	2,38	

MN / Kg PAB € / Kg PAB	Epaules Spalle		Schulter Schouders		Shoulders Pas		Paletilla 0203 12 19						
	1989	1990	1991	1992	1993	1994	1995	1996	1997	1998	1999	2000	2001
Belgique	76,2 1,577	70,0 1,448	70,5 1,452	73,6 1,516	56,9 1,168	56,9 1,154	58,7 1,442	65,3 1,649	68,6 1,689	46,4 1,134	43,4 1,076	55,9 1,386	
Danmark	14,63 1,638	13,54 1,515	12,88 1,435	13,45 1,497	12,37 1,357	12,31 1,317	12,22 1,578	12,02 1,602	11,82 1,569	9,31 1,232	8,14 1,095	10,7 1,436	
Deutschland	3,88 1,647	3,72 1,584	3,67 1,557	3,93 1,668	3,13 1,33	3,39 1,438	3,56 1,824	- -	- -	- -	- -	- -	
France	9,42 1,199	8,31 1,057	8,88 1,125	9,39 1,189	7,11 0,896	7,69 0,964	8,45 1,263	9,73 1,472	10,26 1,543	6,97 1,042	7,92 1,208	8,64 1,317	
Italia	2,991 1,751	2,693 1,548	2,803 1,591	3,112 1,701	2,832 1,293	2,877 1,247	3,663 1,658	3,603 1,767	3,450 1,748	2,493 1,263	2,543 1,311	3,167 1,636	
Nederland	4,69 1,776	4,54 1,719	4,30 1,622	4,36 1,644	3,44 1,297	3,71 1,399	3,10 1,405	3,43 1,597	3,53 1,596	2,41 1,077	2,44 1,105	2,73 1,239	
U-K	0,97 1,313	1,018 1,309	0,965 1,204	1,111 1,326	1,005 1,065	0,926 0,99	1,116 1,32	1,36 1,616	1,121 1,538	0,866 1,259	0,729 1,106	0,746 1,226	
C.E	1,563	1,455	1,427	1,506	1,201	1,216	1,499	1,617	1,613	1,175	1,153	1,394	

MN / Kg PAB € / Kg PAB	Longes Lombate		Kotelettsränge Karbonaden			Loins Lombos		Chuleteros 0203 19 13					
	janv-99	févr-99	mars-99	avr-99	mai-99	juin-99	juil-99	août-99	sept-99	oct-99	nov-99	déc-99	1999
	Belgique	79,4 1,965	74,3 1,842	77,5 1,921	74,2 1,84	82,4 2,042	86,8 2,151	78,4 1,945	85,0 2,107	83,9 2,08	80,2 1,99	81,8 2,029	86,6 2,146
Danmark	23,00 3,094	23,00 3,094	23,00 3,095	23,00 3,094	23,00 3,094	24,62 3,312	26,57 3,574	28,52 3,835	28,80 3,874	29,00 3,901	29,00 3,900	28,39 3,815	25,83 3,474
Deutschland	-	-	-	-	-	-	-	-	-	-	-	-	-
France	14,19 2,161	13,94 2,125	14,30 2,179	13,63 2,077	14,41 2,197	17,18 2,618	17,73 2,703	16,84 2,567	17,00 2,592	15,77 2,405	15,32 2,336	15,45 2,355	15,48 2,360
Italia	5 029 2,597	5 029 2,597	5 029 2,597	5 093 2,631	5 006 2,585	5 580 2,882	6 187 3,185	6 794 3,508	6 993 3,612	6 634 3,426	6 782 3,502	6 923 3,575	5 923 3,058
Nederland	5,41 2,456	5,41 2,456	5,59 2,536	5,90 2,677	5,86 2,660	6,46 2,932	6,61 3,001	6,76 3,069	6,86 3,112	6,38 2,893	3,13 1,418	3,3 1,497	5,64 2,559
U-K	1,836 2,666	1,924 2,864	1,961 2,947	1,944 2,954	1,951 3,001	1,939 2,950	1,951 2,952	1,951 2,952	1,938 2,992	1 849 2,865	1,131 1,775	1,146 1,827	1,793 2,729
C.E	2,479	2,456	2,532	2,544	2,589	2,816	2,953	3,006	3,044	2 932	2 493	2,536	2,698

MN / Kg PAB € / Kg PAB	Poirines Pancette		Bäuche Bulken		Bellies Peitos		Panceta 0203 19 15						
	janv-99	févr-99	mars-99	avr-99	mai-99	juin-99	juil-99	août-99	sept-99	oct-99	nov-99	déc-99	1999
	Belgique	34,7 0,860	34,2 0,848	36,4 0,901	37,0 0,916	38,1 0,944	39,1 0,969	29,4 0,730	32,1 0,796	37,2 0,922	38,8 0,963	41,5 1,028	44,7 1,109
Danmark	12,50 1,681	12,50 1,681	12,34 1,660	12,00 1,614	12,00 1,614	12,17 1,637	12,40 1,660	12,52 1,682	12,50 1,682	12,50 1,682	12,5 1,681	13,11 1,762	12,42 1,670
Deutschland	-	-	-	-	-	-	-	-	-	-	-	-	-
France	7,62 1,161	7,75 1,182	7,47 1,139	6,87 1,048	7,19 1,096	9,26 1,412	10,50 1,600	10,30 1,571	10,57 1,612	9,95 1,517	10,02 1,527	10,30 1,57	8,98 1,370
Italia	2 222 1,148	2 222 1,148	2,222 1,148	1,888 0,975	1,751 0,904	1,888 0,975	1,899 0,981	1 909 0,986	2 375 1,227	2 620 1,353	3 078 1,59	3,419 1,766	2 291 1,183
Nederland	1,99 0,902	1,99 0,902	2,10 0,951	2,03 0,922	2,05 0,932	2,58 1,169	2,71 1,228	2,96 1,342	3,20 1,452	3,02 1,370	6,22 2,824	6,28 2,852	3,09 1,404
U-K	1,031 1,497	1,021 1,520	1,087 1,634	1,160 1,763	1,223 1,881	1,270 1,933	1,295 1,960	1,294 1,958	1,255 1,937	1,167 1,809	1,887 2,963	1,846 2,944	1,295 1,983
C.E	1,203	1,236	1,220	1,185	1,209	1,341	1,539	1,390	1,472	1,452	1,935	2,000	1,432

MN / Kg PAB € / Kg PAB	Lard Lardo		Schweinespeck Spek			Pig fat Toucinho		Tocino 0209 00 11					
	janv-99	févr-99	mars-99	avr-99	mai-99	juin-99	juil-99	août-99	sept-99	oct-99	nov-99	déc-99	1999
	Belgique	9,30 0,231	10,00 0,248	10,00 0,248	10,00 0,248	9,30 0,229	9,00 0,224	7,50 0,186	7,50 0,186	6 80 0,169	6,70 0,166	6 70 0,165	8,00 0,199
Danmark	4,50 0,605	4,50 0,605	4,50 0,605	4,50 0,605	4,50 0,605	4,50 0,606	4,50 0,606	4,50 0,605	4 50 0,605	4,50 0,605	4,50 0,605	4,50 0,605	4,50 0,605
Deutschland	-	-	-	-	-	-	-	-	-	-	-	-	-
France	2,50 0,381	2,50 0,381	2,50 0,381	2,50 0,381	2,50 0,381	2,56 0,391	2,90 0,442	2,88 0,439	2,90 0,442	2,95 0,449	3,00 0,457	3,00 0,457	2,72 0,415
Italia	-	-	-	-	-	-	986 0,509	1 000 0,516	1 077 0,565	1 199 0,619	1 211 0,626	1 187 0,613	1 110 0,5746667
Nederland	-	-	-	-	-	-	-	-	-	-	-	-	-
C.E	0,495	0,411	0,411	0,411	0,405	0,407	0,411	0,410	0,405	0,405	0 836	0,852	0,488

MN / Kg PAB € / Kg PAB	Longes Lombate			Kotelettsränge Karbonaden		Loins Lombos		Chuleteros 0203 19 13					2000
	janv-00	févr-00	mars-00	avr-00	mai-00	juin-00	juil-00	août-00	sept-00	oct-00	nov-00	déc-00	
Belgique	80,0 1,984	84,6 2,098	88,3 2,188	93,4 2,316	100,9 2,501	103,6 2,568	98,5 2,441	98,5 2,441	95,3 2,363	95,2 2,36	95,4 2,364	103,3 2,561	94,8 2,349
Danmark	28,23 3,792	28,00 3,761	26,66 3,580	26,00 3,490	27,16 3,642	27,50 3,686	27,50 3,687	27,37 3,670	26,50 3,552	26,50 3,558	26,50 3,554	26,50 3,553	27,04 3,627
Deutschland	-	-	-	-	-	-	-	-	-	-	-	-	-
France	15,59 2,377	15,60 2,378	15,78 2,405	16,89 2,574	18,55 2,828	19,07 2,908	19,10 2,912	18,32 2,792	18,76 2,860	18,26 2,784	19,17 2,923	18,80 2,866	17,82 2,717
Italia	6,339 3,274	6,269 3,238	6,316 3,262	6,580 3,398	6,934 3,581	6,378 3,294	7,034 3,633	7,752 4,003	6,877 3,552	7,361 3,801	7,560 3,905	8,739 4,513	7,013 3,622
Nederland	3,18 1,443	3,27 1,486	3,46 1,569	3,60 1,634	3,75 1,700	3,73 1,691	3,85 1,748	4,31 1,956	4,47 2,027	4,45 2,019	4,75 2,155	4,75 2,155	3,98 1,805
U-K	1,300 2,094	1,099 1,788	1,170 1,914	1,201 2,008	1,280 2,137	1,410 2,241	1,430 2,295	1,455 2,395	1,430 2,350	1,392 2,357	1,320 2,203	1,369 2,228	1,307 2,143
C.E	2,494	2,458	2,486	2,570	2,732	2,731	2,786	2,876	2,784	2,813	2,851	2,979	2,711

MN / Kg PAB € / Kg PAB	Poitrines Pancette			Bûche Bulken		Bellies Peltos		Panceta 0203 19 15					2000
	janv-00	févr-00	mars-00	avr-00	mai-00	juin-00	juil-00	août-00	sept-00	oct-00	nov-00	déc-00	
Belgique	45,4 1,126	46,8 1,159	48,9 1,211	50,6 1,255	55,6 1,378	59,2 1,468	58,9 1,459	63,0 1,561	65,1 1,615	66,8 1,656	68,4 1,695	66,4 1,647	57,9 1,436
Danmark	13,97 1,877	14,03 1,884	14,52 1,949	15,96 2,142	17,36 2,329	17,50 2,346	17,50 2,346	17,26 2,314	17,20 2,305	17,20 2,309	17,93 2,404	18,10 2,427	16,55 2,220
Deutschland	-	-	-	-	-	-	-	-	-	-	-	-	-
France	10,49 1,599	10,50 1,601	10,34 1,576	9,69 1,477	10,54 1,606	11,18 1,704	11,65 1,775	11,83 1,803	12,27 1,870	12,52 1,908	13,18 2,009	13,20 2,012	11,45 1,745
Italia	3,201 1,653	3,080 1,591	3,178 1,642	3,082 1,591	3,009 1,554	2,928 1,512	3,140 1,621	3,807 1,966	4,225 2,182	4,154 2,145	3,427 1,770	3,752 1,938	3,330 1,720
Nederland	6,37 2,890	6,53 2,963	6,72 3,048	6,99 3,172	7,50 3,401	7,74 3,512	7,85 3,563	7,98 3,620	7,78 3,531	7,70 3,494	7,80 3,539	8,01 3,637	7,42 3,365
U-K	1,960 3,164	1,995 3,247	2,080 3,410	2,088 3,493	2,098 3,503	2,085 3,315	2,126 3,411	2,170 3,573	2,206 3,625	2,217 3,755	2,231 3,722	2,241 3,647	2,125 3,489
C.E	2,052	2,074	2,139	2,188	2,295	2,309	2,363	2,473	2,521	2,544	2,523	2,551	2,329

MN / Kg PAB € / Kg PAB	Lard Lardo			Schweinespeck Spek		Pig fat Toucinho		Tocino 0209 00 11					2000
	janv-00	févr-00	mars-00	avr-00	mai-00	juin-00	juil-00	août-00	sept-00	oct-00	nov-00	déc-00	
Belgique	8,31 0,206	10,56 0,262	10,64 0,264	10,67 0,264	10,67 0,264	10,67 0,264	10,67 0,264	11,55 0,286	14,89 0,369	25,27 0,626	32,47 0,805	25,99 0,644	15,20 0,376
Danmark	4,50 0,604	4,50 0,604	4,50 0,604	4,50 0,604	4,50 0,603	4,50 0,603	4,50 0,603	4,53 0,606	5,15 0,690	6,30 0,846	10,50 1,408	10,50 1,408	5,72 0,766
Deutschland	-	-	-	-	-	-	-	-	-	-	-	-	-
France	3,00 0,457	3,00 0,457	2,97 0,452	2,80 0,427	2,80 0,427	2,80 0,427	2,80 0,427	2,80 0,427	3,13 0,478	4,14 0,630	5,36 0,817	4,78 0,729	3,37 0,513
Italia	1,151 0,595	1,077 0,556	1,049 0,542	1,024 0,529	1,002 0,517	980 0,506	964 0,498	1,056 0,545	1,143 0,59	1,163 0,6	1,330 0,687	1,444 0,746	1,116 0,576
Nederland	-	-	-	-	-	-	-	-	-	-	-	-	-
C.E	0,466	0,470	0,569	0,456	0,453	0,450	0,448	0,466	0,532	0,676	0,929	0,882	0,567

MN / Kg PAB € / Kg PAB	Longes Lombate		Kotelettsränge Karbonaden		Loins Lombos		Chuleteros 0203 19 13						
	89-90	90-91	91-92	92-93	93-94	94-95	95-96	96-97	97-98	98-99	99 / 00	00-01	01-02
Belgique	118,5 2,454	111,2 2,293	121,4 2,500	103,9 2,139	94,2 1,920	95,5 2,106	103,5 2,620	111,7 2,793	102,2 2,498	81,7 2,007	87,1 2,159		
Danmark	32,64 3,655	28,50 3,180	29,85 3,324	29,07 3,237	28,24 3,036	28,20 3,283	28,03 3,729	28,49 3,799	24,38 3,229	23,13 3,084	27,82 3,738		
Deutschland	6,93 2,950	6,87 2,921	7,42 3,151	6,57 2,790	5,93 2,517	5,99 2,767	6,13 3,217	- -	- -	- -	- -		
France	19,79 2,520	18,96 2,405	20,71 2,623	18,00 2,280	16,29 2,044	16,88 2,306	18,68 2,826	19,52 2,954	17,85 2,671	15,00 2,262	16,63 2,536		
Italia	5,199 3,034	4,818 2,741	5,775 3,279	5,599 2,766	5,803 2,601	6,615 2,895	7,356 3,446	7 536 3,785	6 269 3,176	5 307 2,712	6,589 3,402		
Nederland	8,32 3,154	8,54 3,227	8,82 3,324	8,12 3,060	7,49 2,822	7,71 3,145	7,42 3,467	7,76 3,564	6,81 3,049	5,72 2,578	4,50 2,040		
U-K	2,287 3,033	2,242 2,804	2,283 2,823	2,369 2,600	2,130 2,308	2,174 2,440	2,544 2,990	2,493 3,154	2,077 2,983	1,848 2,726	1,452 2,295		
C.E	2,972	2,806	3,003	2,696	2,464	2,706	3,184	3,309	2,933	2,568	2,701		

MN / Kg PAB € / Kg PAB	Poitrines Pancette		Bäuche Bulken		Bellies Peitos		Panceta 0203 19 15						
	89-90	90-91	91-92	92-93	93-94	94-95	95-96	96-97	97-98	98-99	99 / 00	00-01	01-02
Belgique	63,2 1,308	54,7 1,127	61,0 1,255	53,7 1,105	46,2 0,942	49,1 1,082	60,5 1,531	63,9 1,599	59,5 1 456	37,0 0,909	44,1 1 094		
Danmark	16,71 1,871	13,35 1,490	16,33 1,818	15,42 1,717	13,38 1,439	13,78 1,617	16,13 2,146	14,87 1,982	14,90 1,974	12,57 1,676	14,07 1,890		
Deutschland	3,68 1,564	3,48 1,481	3,89 1,653	3,50 1,488	3,24 1,377	3,54 1,640	3,88 2,036	- -	- -	- -	- -		
France	12,53 1,595	11,96 1,517	12,41 1,571	10,50 1,330	8,96 1,124	9,27 1,270	11,62 1,757	11,94 1,806	11,93 1,785	7,99 1,205	10,37 1,580		
Italia	2,813 1,641	2,412 1,372	2,751 1,562	2,933 1,442	2,694 1,209	3,174 1,393	4,153 1,944	4,078 2,048	3 468 1,757	2,251 1,150	2 728 1 409		
Nederland	4,94 1,871	5,03 1,898	4,77 1,796	4,34 1,637	3,38 1,273	3,37 1,369	3,62 1,691	4,01 1,841	3,67 1,644	2,21 0,993	5,51 2,501		
U-K	1,253 1,662	1,252 1,566	1,302 1,610	1,390 1,528	1,189 1,287	1,269 1,426	1,563 1,837	1,617 2,046	1,384 1,986	1,094 1,615	1,754 2 810		
C.E	1,645	1,499	1,609	1,464	1,236	1,400	1,834	1,878	1,770	1,262	1,896		

MN / Kg PAB € / Kg PAB	Lard Lardo		Schweinespeck Spek		Pig fat Toucinho		Tocino 0209 00 11						
	89-90	90-91	91-92	92-93	93-94	94-95	95-96	96-97	97-98	98-99	99 / 00	00-01	01-02
Belgique	20,1 0,416	13,7 0,283	22,9 0,471	15,9 0,326	16,8 0,341	17,4 0,383	18,7 0,474	20,6 0,514	17,8 0,436	10,4 0,257	8,7 0,215		
Danmark	6,35 0,711	5,50 0,613	6,53 0,727	6,00 0,668	6,34 0,682	6,00 0,698	6,00 0,798	6,08 0,810	6,53 0,865	4,88 0,650	4,50 0,605		
Deutschland	1,05 0,444	0,74 0,317	1,20 0,512	0,94 0,397	1,03 0,436	1,06 0,490	1,17 0,612	- -	- -	- -	- -		
France	3,82 0,487	2,38 0,301	4,05 0,513	2,65 0,336	2,29 0,287	3,09 0,422	3,40 0,514	3,23 0,488	3,16 0,472	2,58 0,389	2,92 0,444		
Italia	2,464 1,437	2,600 1,479	2,599 1,476	2,662 1,311	2,450 1,098	2,450 1,052	- -	- -	- -	- -	1 098 0,568		
Nederland	1,29 0,490	1,18 0,445	1,38 0,520	0,91 0,342	1,15 0,433	1,19 0,480	1,25 0,583	1,42 0,651	1,41 0,631	- -	- -		
C.E	0,664	0,578	0,703	0,563	0,546	0,544	0,594	0,598	0,588	0,437	0,464		

MN / Kg PAB € / Kg PAB	Longes Lombate			Kotelettsränge Karbonaden		Loins Lombos		Chuleteros 0203 19 13					
	1989	1990	1991	1992	1993	1994	1995	1996	1997	1998	1999	2000	2001
Belgique	117,63 2,436	111,89 2,315	115,54 2,379	118,09 2,432	96,63 1,984	94,24 1,911	98,29 2,417	107,73 2,723	111,04 2,734	89,50 2,186	80,88 2,005	94,75 2,349	
Danmark	32,48 3,637	30,27 3,387	28,73 3,199	29,68 3,305	28,46 3,122	28,10 3,005	28,16 3,639	28,30 3,773	26,24 3,484	23,13 3,06	25,83 3,474	27,04 3,627	
Deutschland	6,80 2,889	6,73 2,865	7,10 3,016	7,23 3,069	6,06 2,572	5,98 2,538	6,06 3,103	- -	- -	- -	- -	- -	
France	19,59 2,495	18,99 2,417	19,36 2,451	20,46 2,591	16,46 2,076	16,43 2,059	17,64 2,636	19,44 2,941	19,13 2,879	16,05 2,401	15,48 2,36	17,82 2,717	
Italia	5,136 3,005	4,905 2,819	5,062 2,874	5,907 3,247	5,721 2,609	6,156 2,671	7,134 3,228	7,441 3,648	7,050 3,572	5,559 2,817	5,923 3,058	7,013 3,622	
Nederland	8,09 3,063	8,38 3,175	8,57 3,231	8,82 3,323	7,50 2,827	7,83 2,952	7,58 3,448	7,31 3,4	7,78 3,514	5,83 2,61	5,64 2,559	3,98 1,805	
U-K	2,175 2,946	2,264 2,911	2,196 2,74	2,401 2,869	2,244 2,374	2,116 2,262	2,304 2,728	2,665 3,17	2,254 3,091	1,901 2,753	1,793 2,729	1,307 2,143	
C.E	2,914	2,851	2,842	2,977	2,509	2,486	3,028	3,276	3,2	2,643	2,698	2,711	

MN / Kg PAB € / Kg PAB	Poitrines Pancetta			Bäuche Bulken		Bellies Peitos		Panceta 0203 19 15					
	1989	1990	1991	1992	1993	1994	1995	1996	1997	1998	1999	2000	2001
Belgique	58,36 1,209	57,10 1,181	56,36 1,161	62,33 1,284	47,11 0,967	47,33 0,96	54,83 1,351	61,43 1,553	68,46 1,685	42,01 1,027	36,93 0,916	57,92 1,436	
Danmark	15,19 1,701	14,51 1,624	14,75 1,642	16,48 1,835	14,25 1,564	12,77 1,367	15,59 2,019	15,34 2,044	16,16 2,145	13,16 1,741	12,42 1,67	16,55 2,22	
Deutschland	3,38 1,434	3,48 1,481	3,62 1,536	3,88 1,649	3,28 1,391	3,31 1,404	3,77 1,929	- -	- -	- -	- -	- -	
France	11,92 1,518	11,81 1,503	11,98 1,517	12,15 1,539	9,05 1,141	8,91 1,116	10,59 1,584	11,87 1,795	12,78 1,922	9,17 1,371	8,98 1,37	11,45 1,745	
Italia	2,420 1,416	2,657 1,528	2,427 1,378	2,930 1,603	2,926 1,335	2,761 1,197	3,861 1,752	4,072 1,994	3,903 1,977	2,728 1,382	2,291 1,183	3,330 1,72	
Nederland	4,62 1,748	4,97 1,883	4,91 1,85	4,63 1,745	3,70 1,396	3,53 1,333	3,34 1,52	3,75 1,743	4,34 1,959	2,54 1,134	3,09 1,404	7,42 3,365	
U-K	1,105 1,496	1,276 1,641	1,233 1,539	1,399 1,671	1,298 1,373	1,176 1,257	1,417 1,678	1,668 1,986	1,504 2,067	1,163 1,686	1,295 1,983	2,125 3,489	
C.E	1,509	1,554	1,517	1,618	1,31	1,233	1,69	1,853	1,944	1,396	1,432	2,329	

MN / Kg PAB € / Kg PAB	Lard Lardo			Schweinespeck Spek		Pig fat Toucinho		Tocino 0209 00 11					
	1989	1990	1991	1992	1993	1994	1995	1996	1997	1998	1999	2000	2001
Belgique	22,16 0,459	14,53 0,3	17,08 0,352	21,23 0,437	15,43 0,317	17,46 0,354	18,28 0,449	19,89 0,503	19,49 0,48	13,55 0,331	8,4 0,208	15,2 0,376	
Danmark	6,24 0,699	5,63 0,63	5,83 0,649	6,44 0,718	6,24 0,684	6,10 0,653	6,00 0,776	6,01 0,801	6,58 0,874	5,74 0,76	4,50 0,605	5,72 0,766	
Deutschland	0,99 0,418	0,79 0,335	0,81 0,342	1,31 0,555	0,95 0,402	0,99 0,42	1,14 0,583	- -	- -	- -	- -	- -	
France	3,71 0,473	2,83 0,36	3,09 0,392	3,6 0,456	2,35 0,297	2,66 0,333	3,37 0,503	3,22 0,488	3,22 0,485	2,86 0,428	2,72 0,415	3,37 0,513	
Italia	2,195 1,284	2,600 1,494	2,600 1,476	2,606 1,431	2,580 1,177	2,450 1,065	- -	- -	- -	- -	- -	1,116 0,576	
Nederland	1,24 0,471	1,14 0,431	1,27 0,479	1,21 0,456	0,95 0,357	1,28 0,483	1,13 0,515	1,33 0,622	1,45 0,656	0,90 0,403	- -	- -	
C.E	0,632	0,597	0,615	0,676	0,539	0,551	0,565	0,603	0,600	0,495	0,488	0,567	

MN /20 Kg PAB € / 20 Kg PAB	Porcelets Sulnetti			Ferkel Blggen	Piglets			Lechones 0103-91					
	janv-99	févr-99	mars-99	avr-99	mai-99	juin-99	juli-99	août-99	sept-99	oct-99	nov-99	déc-99	1999
Belgique	591,9 14,659	750,0 18,592	795,2 19,712	744,8 18,463	822,6 20,393	950,0 23,550	600,0 14,874	774,2 19,192	755,0 18,716	716,1 17,753	855,3 21,203	900,4 22,32	770,6 22,076
Danmark	208,03 27,929	206,67 27,795	224,97 30,268	227,00 30,541	226,06 30,412	268,27 36,099	288,29 38,758	280,90 37,764	292,17 39,302	286,75 38,576	287,00 38,593	286,81 38,548	259,17 37,584
Deutschland	50,77 25,937	57,00 29,144	62,90 32,162	61,83 31,615	60,55 30,958	63,30 32,365	63,77 32,608	64,61 33,036	60,70 31,035	57,42 29,358	61,67 31,53	64,00 32,723	62,71 34,039
Espana	3 059,7 18,372	3.573,3 21,476	3.660,5 22,000	3 725,5 22,391	3.069,7 18,449	3.870,6 23,263	3 434,7 20,643	3 528,8 21,208	3 276,7 19,693	3 726,2 22,395	4 126,7 24,802	4 760,5 28,611	3 635,1 24,840
France	-	-	-	-	-	-	-	-	-	-	-	-	-
Ireland	11,237 14,261	12,250 15,555	12,916 16,401	14,121 17,930	14,575 18,506	15,900 20,189	16,361 20,773	19,702 25,016	20,423 25,932	19 151 24,317	17,289 21,952	17,054 21,654	18,920 23,214
Italia	83 067 42,860	85 715 44,268	87 025 44,945	83.802 43,280	75.947 39,223	76.845 39,687	77 783 40,172	77 899 40,231	77 507 40 029	71 980 37,175	76 983 39,758	87.410 45,143	79 788 44,204
Luxembourg	1 137,1 28 163	1.050,0 26,029	1.077,4 26,708	2.746,7 68,088	1.722,6 42,702	1 388,3 34,416	1.464,5 36,305	1 359,7 33,706	1 470,0 36,440	1 416,1 35,105	1 400,0 34,705	1 400,0 34,705	1.470,4 39,423
Nederland	45,15 20,465	55,13 25,015	59,00 26,773	56,92 25,828	50,52 22,923	62,02 28,144	60,87 27,622	58,69 26,634	58,50 26,546	50,48 22,908	52,73 23,929	57,68 26,173	57,64 28,247
Portugal	4 864,5 24,246	5.066,7 25,273	5.358,1 26,726	5.500,0 27,434	5.556,1 27,714	6.251,9 31,184	6.155,6 30,704	5 941,9 29,638	5.873,3 29,296	5 346,7 26,669	5 733,3 28,598	6 561,3 32,728	5 669,0 31,270
Suomi	231,4 38,884	248,8 41,837	252,2 42,421	256,7 43,174	262,4 44,13	261,7 44,009	262,9 44,211	280,7 47,212	303,8 51,101	309,6 52,068	320,8 53,954	321,3 54,043	274,7 49,032
Sweden	342,3 37,521	337,1 37,835	342,6 38,340	346,9 38,921	344,6 38,452	349,1 39,533	371,8 42,536	375,3 42,849	417,2 48,289	465,4 53,358	481,8 55 807	484,1 56,386	389,2 47,091
U-K	10,244 14,587	15,735 22,867	19,748 29,384	23,055 34,707	21,495 32,661	19,065 29,338	16,706 25,411	15,457 23,390	18,813 29,038	17,519 27 149	16,938 26,593	19,805 31,612	20,882 30,226
C.E	23,904	27,109	29,178	29,514	27,651	30,509	29,772	29,557	29,497	28 289	33 452	35,388	32,144

MN /20 Kg PAB € / 20 Kg PAB	Porcelets Sulnetti			Ferkel Blggen	Piglets		Lechones 0103-91						
	janv-00	févr-00	mars-00	avr-00	mai-00	juin-00	juil-00	août-00	sept-00	oct-00	nov-00	déc-00	2000
Belgique	859,7 21,311	1.215,5 30,132	1.480,7 36,704	1.541,7 38,217	1.591,9 39,463	1 618,3 40,117	1 482,3 36,744	1.319,4 32,706	1 175,0 29,127	1 291,9 32,026	1 400,0 34,705	1.512,9 37,504	1 374,1 34,063
Danmark	279,35 37,528	281,59 37,821	308,55 41,431	333,83 44,806	367,13 49,233	371,47 49,789	372,45 49,934	365,10 48,955	350,90 47,026	357,26 47,967	384,60 51,584	386,71 51,847	346,58 46,493
Deutschland	69,65 35,609	86,59 44,271	95,71 48,935	99,00 50,618	100,39 51,327	94,80 48,470	85,65 43,790	82,55 42,207	73,37 37,512	73,71 37,687	88,30 45,147	102,71 52,514	87,72 44,852
Espana	5.324,8 32,003	6.289,7 37,802	7 601,7 45,687	7.363,7 44,257	5.997,3 36,044	5.697,5 34,243	5 638,5 33,888	4.919,8 29,568	4 183,7 25,145	4 612,8 27,723	6 132,5 36,857	7.546,8 45,357	5.942,4 35,715
France	205,00 29,026	209,62 31,957	213,90 29,026	218,51 29,026	223,24 29,026	252,06 29,026	265,73 29,026	254,24 29,026	238,16 30,374	232,65 35,468	243,52 37,124	258,81 39,455	234,62 31,463
Ireland	17,400 22,100	18,859 23,946	18,500 23,490	23,514 29,857	23,972 30,438	25,173 31,963	23,599 29,964	24,560 31,184	24,845 31,547	26,312 33,410	25,390 32,239	25,440 32,302	23,130 29,370
Italia	100 763 52,040	106.219 54,858	110.613 57,127	112.010 57,848	109.892 56,755	103.355 53,378	103.445 53,425	105 106 54,283	97 988 50,607	92 491 47,767	91 500 47,256	109 772 56,693	103 596 53,503
Luxembourg	1 330,7 32,986	1.429,3 35,432	1.450,0 35,945	1.520,0 37,680	2.014,5 49,939	2.003,3 49,662	1 935,5 47,979	1 916,1 47,500	1 806,7 44,786	1 822,6 45,181	1 898,3 47,059	1 983,9 49,179	1 759,2 43,611
Nederland	68,27 30,981	92,59 42,014	102,19 46,373	100,12 45,431	95,94 43,533	86,07 39,055	77,69 35,256	72,44 32,870	63,28 28,717	61,00 27,681	79,33 36,000	96,94 43,987	83,50 37,891
Portugal	7.606,5 37,941	7.862,1 39,216	8.154,8 40,676	8.400,0 41,899	8.709,7 43,444	8 880,0 44,293	8.903,2 44,409	9 012,9 44,956	9.400,0 46,887	9 400,0 46,887	9 500,0 47,386	9.890,3 49,333	8.810,0 43,944
Suomi	317,6 53,414	326,0 54,835	337,5 56,755	338,9 57,005	336,5 56,598	344,6 57,963	353,1 59,381	356,7 59,994	361,5 60,8	365,7 61,497	372,3 62,622	376,0 63,239	348,9 58,675
Sweden	444,4 51,709	412,2 48,435	410,6 48,868	426,8 51,640	448,8 54,570	467,6 56,192	483,2 57,517	481,7 57,402	488,5 58,073	492,2 57,738	494,9 57,423	492,0 56,624	461,9 54,683
U-K	20,188 32,610	22,442 36,512	26,540 43,440	26,044 43,536	26,304 43,932	27,131 43,133	23,373 37,516	20,409 33,617	22,331 36,661	22,181 37,679	27,374 45,727	27,840 45,305	24,474 40,185
C.E	36,941	40,439	43,786	43,986	44,946	44,407	42,987	41,867	40,455	40,944	44,702	47,949	42,869

MN /20 Kg PAB € / 20 Kg PAB	Porcelets Suinetti			Ferkel Biggen	Piglets		Lechones 0103-91						
	89-90	90-91	91-92	92-93	93-94	94-95	95-96	96-97	97-98	98-99	99 / 00	00-01	01-02
Belgique	2113,0 43,760	1988,8 41,027	2254,0 46,420	1466,3 30,198	1338,0 27,229	1439,1 32,048	1625,5 41,127	1947,7 48,689	1649,7 40,326	744,9 18,326	1066,2 26,432		
Danmark	392,71 43,976	330,11 36,832	393,38 43,806	285,18 31,758	255,65 27,473	299,70 35,047	326,43 43,449	396,19 52,825	347,75 46,065	240,48 32,040	305,37 41,019		
Deutschland	99,67 42,402	86,45 36,785	106,60 45,279	75,69 32,154	64,55 27,420	90,36 42,301	95,58 50,112	113,75 58,638	103,03 51,989	55,62 28,233	76,10 38,908		
Espana	6004,0 40,578	5582,0 38,083	6231,0 42,178	4910,0 30,204	4309,0 22,568	5721,0 31,845	6184,0 37,384	7536,0 45,577	6499,0 38,831	3390,0 20,257	5043,6 30,312		
France	301,87 38,445	216,56 27,503	- -	- -	- -	- -	- -	- -	- -	- -	- -		
Ireland	24,50 28,596	20,80 23,715	23,23 26,435	18,72 20,588	18,05 18,491	21,12 23,403	27,69 33,377	26,38 33,084	58,09 76,011	14,45 18,237	19,80 25,142		
Italia	91,419 53,315	81,809 46,538	91,066 51,700	88,431 43,625	73,376 32,827	93,813 41,255	102,755 48,241	105,015 52,837	112,231 56,857	77,864 39,820	93,019 48,040		
Luxembourg	2198,7 45,535	2126,4 43,871	2380,6 49,028	1772,5 36,505	1604,4 32,670	1829,4 40,493	1981,7 50,138	2248,0 56,213	2211,9 54,068	1491,8 36,697	1517,8 37,625		
Nederland	116,40 44,128	104,16 39,333	129,33 48,756	71,64 27,008	64,95 24,484	81,41 33,839	93,54 43,697	107,18 49,228	92,81 41,577	48,30 21,767	73,03 33,139		
Portugal	- -	6675,0 32,453	7946,4 39,319	7246,3 35,011	5217,0 22,102	6937,6 31,711	7899,6 39,856	8796,7 44,382	7443,2 37,001	5517,0 27,324	7078,5 35,307		
Suomi	- -	- -	- -	- -	- -	311,7 51,764	351,3 59,496	315,3 52,304	346,3 57,452	276,5 46,138	314,1 52,823		
Sweden	- -	- -	- -	- -	- -	467,5 47,402	454,1 49,000	468,8 53,748	468,4 53,400	367,7 40,845	434,6 50,908		
U-K	33,349 44,236	26,436 33,064	25,634 31,687	27,160 29,773	22,330 24,191	23,331 26,257	28,656 33,666	26,891 33,876	18,239 26,172	14,551 21,519	21,050 33,696		
C.E	43,250	38,098	44,338	31,667	26,017	35,655	43,676	50,234	45,125	26,388	36,617		

MN /20 Kg PAB € / 20 Kg PAB	Porcelets Suinetti			Ferkel Biggen		Piglets		Lechones 0103-91					
	1989	1990	1991	1992	1993	1994	1995	1996	1997	1998	1999	2000	2001
Belgique	2.177,9 45,105	1.864,8 38,587	2.164,6 44,579	1.957,0 40,303	1.268,6 26,043	1.412,2 28,641	1.494,0 36,631	1.820,5 46,013	1.991,7 49,064	1.051,1 25,681	770,6 22,076	1.374,1 34,063	
Danmark	375,11 42,006	347,17 38,845	347,18 38,663	371,68 41,391	246,76 27,072	276,7 29,6	313,26 40,533	367,85 49,047	395,27 52,549	275,42 36,44	259,17 37,584	346,58 46,493	
Deutschland	96,42 40,932	88,13 37,532	95,59 40,605	98,69 41,921	62,13 26,391	76,7 32,582	92,92 47,505	105,87 55,298	117,09 59,521	72,63 36,619	62,71 34,039	87,72 44,852	
Espana	5810 39,447	5319 36,010	6033 41,000	5864 38,802	4252 24,084	4934 25,66	5973 35,321	6898 41,754	7292 43,897	4947 29,468	3635 24,84	5942,4 35,715	
France	283,52 36,11	275,39 35,059	193,00 24,444	- -	- -	- -	- -	- -	- -	- -	- -	234,62 31,463	
Ireland	24,219 28,27	21,574 24,932	21,822 24,832	21,887 24,906	17,423 18,152	19,996 20,479	23,084 27,655	29,215 35,305	61,412 80,696	16,679 21,006	18,92 23,214	23,13 29,37	
Italia	81614 47,747	87691 50,447	80941 45,951	94260 52,065	78886 35,964	80316 34,903	101939 46,065	102024 49,914	110971 56,218	94212 47,731	79788 44,204	103596 53,503	
Luxembourg	2211,7 45,804	2062,7 42,682	2237,6 46,083	2263,4 46,614	1489 30,573	1783,6 36,174	1889,1 46,466	2113,1 53,399	2342,5 57,677	1747,6 42,696	1470,4 39,423	1759,2 43,611	
Nederland	110,98 42,003	102,45 38,81	123,68 46,625	102,71 38,72	61,05 23,015	73,07 27,545	84,02 38,163	108,62 50,574	103,4 46,722	64,07 28,674	57,64 28,247	83,5 37,891	
Portugal	- -	- -	6794,31 33,185	8638,74 42,896	5452,65 24,521	6190,96 25,968	7492,81 37,399	8516,11 42,967	8447 42,418	6048,06 29,824	5668,98 31,27	8810 43,944	
Suomi	- -	- -	- -	- -	- -	- -	331,69 55,788	336,56 56,309	328,54 54,501	318,9 52,905	274,71 49,032	348,87 58,675	
Sweden	- -	- -	- -	- -	- -	- -	467,01 48,034	446,12 50,7	491,03 55,912	412,99 46,372	389,19 47,091	461,89 54,683	
U-K	30,422 41,202	30,152 38,917	25,158 31,399	27,341 32,715	24,942 26,342	22,329 23,871	25,132 29,796	31,035 36,895	21,681 29,706	13,813 20,06	20,882 30,226	24,474 40,185	
C.E	41,215	38,809	40,98	40,779	26,222	29,071	40,493	48,239	50,509	33,039	32,144	42,869	

Æg

Eier

Eggs

Œufs

Uova

Eieren

MN / 100 kg € / 100 kg	Œufs Uova Eier Eieren Eggs Ovos Huevos Auyá												
	janv-99	févr-99	mars-99	avr-99	mai-99	juin-99	juil-99	août-99	sept-99	oct-99	nov-99	déc-99	1999
Belgique	2791,9 69,149	2787,7 69,105	2977,5 73,81	2455,0 60,858	2210,7 54,802	2169,3 53,776	2452,6 60,799	2562,7 63,529	3115,1 77,221	2808,5 69,621	3190,5 79,09	3435,7 85,17	2746,4 68,078
Danmark	1.041,3 139,804	1.060,0 142,565	1.003,0 134,944	946,8 127,378	900,5 121,145	900,5 121,177	900,5 121,065	954,6 128,325	956,5 128,668	963,6 129,632	988,0 132,859	988,0 132,785	966,9 130,029
Deutchland	149,32 76,286	153,50 78,484	159,08 81,337	134,35 68,693	123,55 63,170	128,38 64,619	122,81 62,790	124,33 63,568	151,00 77,188	139,10 71,111	159,90 81,730	175,00 89,451	143,19 73,202
Grèce	36.508 112,479	36.508 113,405	36.508 113,237	36.508 112,226	36.508 112,238	35.238 108,689	34.921 107,476	34.921 107,000	35.397 108,277	37.327 113,406	38.095 115,888	38.095 115,503	36.378 111,652
Espagne	15.948 95,786	15.420 92,676	16.027 96,322	15.101 90,759	14.299 85,941	14.066 84,539	13.966 83,936	14.307 85,988	15.311 92,023	15.400 92,555	16.492 99,119	17.640 106,019	15.331 92,139
France	427,89 65,15	440,47 67,15	423,79 64,61	364,15 55,52	326,96 49,85	330,58 50,40	345,64 52,69	382,78 58,35	463,10 70,59	456,30 69,57	512,50 78,13	567,60 86,54	420,15 64,04
Irlande	92,59 117,496	92,59 117,569	92,59 117,569	92,59 117,569	92,59 117,569	92,59 117,569	92,59 117,569	92,59 117,569	92,60 117,568	92,60 117,568	92,60 117,568	92,59 117,568	92,59 117,563
Italie	211.982 109,354	204.365 105,546	202.611 104,640	167.804 86,664	145.520 75,155	142.857 73,780	147.977 76,424	156.349 80,748	192.646 99,493	202.867 104,772	209.497 108,196	237.967 122,899	185.204 95,639
Nederland	153,67 69,668	145,84 66,177	162,44 73,713	133,20 60,444	120,33 54,601	107,29 48,685	108,42 49,200	119,73 54,332	154,40 70,048	140,00 63,519	156,80 71,158	172,70 78,389	139,57 63,328
Autriche	1.121,50 81,433	1.101,98 80,084	1.098,62 79,840	1.036,90 75,355	1.007,63 73,227	1.014,56 73,731	962,07 69,916	980,21 71,961	1.085,90 78,918	1.056,80 76,797	1.162,70 84,498	1.238,10 89,973	1.073,08 77,978
Portugal	14.990 74,710	13.757 68,618	15.485 77,237	14.436 72,005	12.609 62,892	12.526 62,481	12.750 63,594	14.112 70,392	15.256 76,095	15.626 77,940	16.755 83,573	17.989 89,731	14.691 73,272
Finland	558,82 93,912	548,75 92,293	1117,28 187,910	560,52 94,272	760,58 127,921	771,17 129,701	771,56 129,768	771,86 129,818	761,70 128,109	770,50 129,581	766,00 128,838	768,40 129,233	743,93 125,113
Suède	932,94 102,164	944,00 105,969	983,45 110,077	971,70 109,007	982,23 109,582	902,73 102,234	1002,65 114,707	919,97 104,984	1050,50 121,618	1057,20 121,186	1048,70 121,454	1067,10 123,4	988,60 112,1985
United-kingdom	61,24 87,099	61,24 88,962	60,93 90,684	57,37 86,214	56,19 85,373	56,15 86,342	56,64 86,149	54,24 82,090	54,09 83,506	53,76 83,292	54,55 85,666	58,07 92,738	57,04 86,510
Cee €	83,866	83,352	86,682	75,608	70,762	69,674	69,625	70,921	83,969	82,510	89,040	96,800	80,234

MN / 100 kg € / 100 kg	Oeufs Uova												Eier Eieren	Eggs Ovos	Huevos Auyá
	janv-00	févr-00	mars-00	avr-00	mai-00	juin-00	juil-00	août-00	sept-00	oct-00	nov-00	déc-00	2000		
Belgique	3320,3 82,308	3932,1 97,475	3943,6 111,787	3979,6 98,653	3384,3 83,694	3332,3 82,605	3339,2 82,776	3661,3 90,761	3597,9 89,189	3722,7 92,284	3933,3 97,500	4061,2 100,675	3684,0 92,492		
Danmark	988,0 132,727	998,1 134,057	1.020,5 137,028	1.088,2 146,051	1.093,0 146,577	1.093,0 146,498	1.093,0 146,537	1.093,0 146,557	1.094,3 146,656	1.095,0 147,022	1.095,0 146,870	1.095,0 146,808	1.070,5 143,616		
Deutschland	170,20 87,010	198,07 101,271	220,66 112,822	196,82 100,631	172,77 88,338	168,95 86,383	168,73 86,268	182,48 93,303	180,07 92,067	184,65 94,407	194,48 99,440	195,40 99,908	186,11 95,154		
Grèce	38.095 115,071	38.095 114,362	38.095 114,100	38.280 114,212	37.941 112,733	36.508 108,436	36.303 107,774	35.804 106,164	35.714 105,501	35.714 105,216	35.714 105,000	35.714 104,828	36.831 108,450		
Espagne	17.890 107,519	19.240 115,635	21.109 126,865	21.495 129,188	19.830 119,184	17.862 107,351	18.496 111,162	19.157 115,136	19.418 116,707	19.454 116,922	19.937 119,820	20.576 123,667	19.539 117,430		
France	525,20 80,07	629,11 95,91	682,20 104,00	607,16 92,56	559,15 85,24	527,65 80,44	575,38 87,72	588,66 89,74	592,34 90,30	603,99 92,08	654,76 99,82	646,32 98,53	599,33 91,37		
Irlande	92,59 117,565	94,69 120,234	97,45 123,741	105,29 133,694	102,66 130,354	97,88 124,282	97,88 124,282	99,21 125,971	98,01 124,451	97,88 124,282	97,88 124,280	97,88 124,282	98,28 124,785		
Italie	246.083 127,091	248.249 128,210	263.339 136,003	265.873 137,312	251.152 129,709	221.032 114,154	226.830 117,148	236.303 122,040	242.063 125,015	242.857 125,425	239.524 123,700	245.878 126,986	244.099 126,066		
Nederland	166,30 75,483	199,90 91,247	231,95 105,254	199,93 90,726	174,00 78,970	169,84 77,071	171,08 77,634	188,43 85,506	185,85 84,335	194,19 88,119	202,78 92,020	208,27 94,509	191,04 86,740		
Autriche	1.211,10 88,014	1.339,78 97,365	1.419,57 103,164	1.345,23 97,762	1.262,42 91,744	1.260,50 91,604	1.259,71 91,547	1.311,43 95,306	1.309,34 95,153	1.299,98 94,473	1.308,06 95,060	1.333,16 96,885	1.305,02 94,840		
Portugal	17.533 87,452	19.102 95,282	19.585 97,690	20.057 100,043	18.084 90,200	16.411 81,859	17.225 85,920	18.438 91,966	18.250 91,029	18.122 90,392	19.872 99,120	20.370 101,605	18.587 92,713		
Finland	747,40 125,696	741,78 124,758	747,13 125,658	765,89 128,813	773,60 130,110	775,49 130,428	778,98 131,015	777,95 130,842	776,94 130,671	778,79 130,984	785,31 132,080	788,71 132,652	769,83 129,476		
Suède	991,19 115,36	1036,14 121,73	1004,77 119,54	1012,97 122,57	1008,84 122,675	995,60 119,614	969,84 115,449	989,84 117,958	950,13 112,971	924,94 108,538	1050,00 121,82	965,90 111,215	994,40 117,773		
United-kingdom	76,08 123,301	94,65 154,018	95,95 157,060	61,19 102,365	60,04 100,280	58,70 93,340	58,88 94,465	60,16 99,048	60,35 99,152	62,90 106,747	69,10 115,270	66,10 107,567	61,03 100,228		
Cee €	98,496	111,832	120,446	107,775	99,564	93,507	95,904	100,614	100,726	102,960	107,620	107,671	102,376		

MN / 100 kg € / 100 kg	Oeufs		Eier		Eggs		Huevos						
	Uova		Eieren		Ovos		Auyó						
	A4		A3		L & M								
	1989	1990	1991	1992	1993	1994	1995	1996	1997	1998	1999	2000	2001
Belgique	3844,2 79,614	3870,2 80,038	4128,2 85,018	3584,2 73,815	3638,7 74,681	3144,1 63,766	2875,3 70,82	3806,2 96,168	3563,1 87,819	2992,7 73,119	2746,4 68,078		
Danmark	1091,2 122,789	1087,7 121,652	1044,1 116,269	1029,9 114,692	1095,7 120,15	1086,9 116,273	977,4 126,234	1144,3 152,584	1057,1 140,588	1039,6 137,536	966,9 130,029		
Deutschland	213,68 90,709	216,41 92,121	232,22 98,641	207,01 87,934	217,55 92,409	186,73 79,319	165,38 84,743	206,33 107,744	181,49 92,305	157,36 79,342	143,19 73,202		
Grèce	27 117 170,196	33,153 168,642	39,157 170,158	39,692 148,308	41,075 129,166	42 559 124,020	42,316 137,934	36,582 117,339	36 101 115,744	37 195 110,652	36 378 111,652		
Espagne	16,621 106,694	16,406 105,644	16,753 109,299	16,359 107,090	19,647 109,814	17,749 92,316	17,201 102,009	20,556 96,451	19,560 117,753	17 074 101,618	15,331 92,139		
France	728,19 94,606	701,50 90,111	743,04 94,107	655,68 83,043	628,57 79,277	513,99 64,395	459,60 68,699	63,76 96,451	579,51 87,244	72,68 84,446	420 15 64,045		
Irlande	91,08 106,991	95,24 110,038	89,90 102,305	83,53 95,050	82,12 85,577	82,64 84,630	78,25 93,545	89,32 108,010	86,02 112,502	84,70 106,621	92,59 117,563		
Italie	180,976 108,539	170,066 98,257	184,274 104,615	169,368 94,429	190,024 86,584	186,121 80,936	187,109 84,855	229,176 112,196	210,414 106,596	203,360 103,033	185 204 95,639		
Nederland	198,05 74,954	204,58 77,447	221,92 83,662	192,78 72,675	197,61 74,498	170,94 64,442	155,03 70,695	212,23 98,790	188,35 85,163	161 92 72 453	139,57 63,328		
Autriche	- -	- -	- -	- -	- -	- -	1.205,70 87,36	1 471,50 109,23	1 321,00 95,47	1 150,40 82,45	1 073,10 77,98		
Portugal	- -	- -	- -	- -	23,818 106,07	22,441 94,19	18,599 92,45	21,539 108,67	18,567 93,29	17 123 84,45	14,691 73,27		
Finland	- -	- -	- -	- -	- -	- -	521,95 87,83	724,55 121,19	596,36 98,93	600,67 99,65	743,93 125,11		
Suède	- -	- -	- -	- -	- -	- -	1 337,8 137,43	1 011,3 114,86	1 062,7 120,84	1 064,2 119,45	988,6 112,20		
United-kingdom	65,440 93,893	74,630 102,066	68,370 88,056	68,890 84,862	79,360 84,178	80,930 86,522	73,090 86,563	83,660 99,585	70,280 95,867	61 330 89,078	57,040 86,510		
Cee €	96,731	96,221	97,969	89,505	88,760	79,326	85,374	107,635	98,002	86 961	80,234		

Fjerkræ

Geflügel

Poultry

Volaille

Pollama

Gevogelte

MN / 100 kg € / 100 kg	Poulets Killinge												Poili Hühner	Kuikens Chickens	Frangos Pollos	Kοτόπουλα
	janv-99	févr-99	mars-99	avr-99	mai-99	juin-99	juil-99	août-99	sept-99	oct-99	nov-99	déc-99	1999			
Belgique	5.577,4 138,164	5.275,0 130,764	5.139,6 127,407	4.424,1 109,67	4.796,5 118,902	4.317,0 107,015	3.757,2 93,139	5.270,9 130,662	5.397,7 133,806	5.058,1 125,388	4 195,1 103,993	4.289,3 106,328	4.791,5 118,76983			
Danmark	822,61 110,679	843,13 113,437	861,71 115,926	885,70 116,494	865,87 116,409	835,32 112,301	866,00 116,549	844,90 113,71	839,90 113,032	835,40 112,386	830,70 111,71	841,10 113,041	846,03 113,806			
Deutschland	272,42 139,175	257,50 131,658	249,76 127,699	245,92 125,736	245,00 125,267	240,00 122,710	245,00 125,267	245,00 125,267	244,30 124,926	240,00 122,710	240,00 122,710	240,00 122,710	247,08 126,320			
Grèce	57.000 175,614	57.000 177,059	57.000 176,798	57.000 175,218	57.000 175,237	57.065 173,576	52.371 161,184	52.594 161,15	53.300 163,04	56.871 172,783	57.467 174,817	57.000 172,821	55.972 171,608			
Espagne	13.896 83,464	16.148 97,049	15.605 93,789	13.222 79,468	13.959 83,897	14.459 86,898	12.458 74,871	13.716 82,433	17.219 103,487	13.946 83,818	14.902 89,563	13.645 82,008	14.431 86,729			
France	880,00 134,155	938,71 143,106	955,00 145,589	1.020,00 155,498	966,00 147,266	1.103,29 185,56	1.126,35 189,439	1.126,71 189,499	950,00 144,827	950,00 144,827	946,70 144,319	900,00 137,204	988,56 155,107			
Irlande	150,32 190,751	150,00 190,461	148,07 188,004	147,07 186,737	145,94 185,300	143,00 181,573	145,50 184,747	144,39 183,334	144,00 182,842	144,00 182,842	144,00 182,842	143,06 182,515	145,78 185,162			
Italie	264.435 136,435	270.000 139,444	271.532 140,235	246.000 127,049	205.806 106,290	207.823 107,331	166.774 86,132	254.032 131,197	244.250 126,145	233.145 120,409	216.167 111,640	199.194 102,875	231.596 119,599			
Nederland	276,42 125,332	261,50 118,664	253,76 115,15	249,92 113,407	249,00 112,991	244,00 110,722	249,00 112,991	249,00 112,991	248,30 112,688	244,00 110,722	244,00 110,722	244,00 110,722	251,08 113,925			
Autriche	2.313,8 168,018	2.285,3 166,076	2.242,4 162,961	2.286,3 166,149	2.231,8 162,194	2.204,9 160,234	2.218,6 161,23	2.216,5 161,078	2.215,5 161,007	2.221,9 161,474	2.196,2 159,604	2.181,8 158,558	2.234,6 162,382			
Portugal	17.903 89,226	21.250 105,995	25.242 125,906	24.500 122,206	24.306 121,24	23.129 115,367	20.871 104,104	24.677 123,09	29.033 144,817	23.661 118,022	21.550 107,491	19.936 99,438	23.005 114,742			
Finlande	1.128,0 189,564	1.127,3 189,59	1.127,8 189,684	1.127,0 189,554	902,4 151,771	1.103,3 185,56	1.126,4 189,439	1.126,7 189,499	1.125,8 189,351	1.125,3 189,26	1.104,4 185,741	1.115,3 187,584	1.103,3 185,550			
Suède	1.353,7 148,147	1.577,0 177,005	1.602,9 179,397	1.602,7 179,798	1.669,1 186,221	1.650,8 191,892	1.652,5 189,026	1.664,6 190,037	1.657,5 191,831	1.643,3 188,403	1.651,4 191,271	1.650,1 190,76	1.614,6 183,649			
United Kingdom	116,65 165,877	115,75 168,137	117,23 174,469	116,67 175,379	117,58 178,638	131,83 170,814	110,77 168,557	115,58 174,925	115,40 178,104	113,10 175,167	127,10 171,780	130,90 189,275	119,05 174,280			
CEE	136,447	135,297	137,839	133,774	134,770	129,928	125,627	133,563	138,950	133,387	131,234	130,672	133,457			

MN / 100 kg € / 100 kg	Poulets Killings												Poill Hühner	Kuikens Chickens	Frangos Pollos	Korόπουλα
	janv-00	févr-00	mars-00	avr-00	mai-00	juin-00	juil-00	août-00	sept-00	oct-00	nov-00	déc-00	2000			
Belgique	5.074,9 125,803	5.338,6 132,341	5.373,0 131,121	5.042,9 125,009	5.288,4 131,121	5.666,7 140,473	5.538,2 137,29	5.840,1 144,772	5.795,2 143,661	5.598,2 138,775	5.814,3 144,13	6.098,2 151,17	5.539,1 137,139			
Danmark	840,70 112,94	850,07 114,177	850,69 113,866	862,23 115,727	886,26 118,851	886,17 118,775	902,35 120,978	899,23 120,574	930,33 124,678	929,81 124,842	940,50 126,15	918,42 123,134	891,40 119,558			
Deutschland	240,00 122,71	240,00 122,71	240,00 122,71	245,25 125,395	247,50 126,545	247,50 126,545	247,50 126,545	247,50 126,545	247,50 126,545	259,92 132,895	266,50 136,26	287,82 147,161	251,42 128,547			
Grèce	57.000 172,175	57.000 171,115	57.000 170,723	56.767 169,368	57.435 170,652	58.000 172,271	58.597 173,956	59.500 176,428	59.500 175,766	59.500 175,29	59.567 175,13	60.903 178,764	58.397 173,47			
Espagne	15.149 91,047	17.815 107,072	17.837 118,469	19.217 115,495	16.585 99,677	15.992 96,112	17.082 102,667	17.204 103,399	21.104 126,839	21.279 127,887	17.994 108,14	20.826 125,17	18.330 110,165			
France	909,70 138,679	881,03 134,313	901,72 143,106	950,00 144,827	1.011,61 154,219	1.050,00 160,071	1.014,52 154,662	995,48 151,761	1.038,00 158,242	1.057,74 161,251	1.136,67 173,28	1.154,84 176,054	1.008,44 154,205			
Irlande	143,71 182,500	144,00 182,840	144,00 182,842	144,00 182,842	144,55 183,538	143,73 182,504	143,00 181,573	142,00 180,303	140,20 178,017	140,00 177,763	140,27 178,100	142,00 180,303	142,62 181,094			
Italie	259.839 134,195	268.362 138,598	273.879 151,939	353.917 182,783	393.065 203,001	338.000 174,562	291.613 150,606	266.694 137,736	247.750 127,952	242.742 125,366	228.333 117,920	314.113 162,225	289.859 150,574			
Nederland	244,00 110,722	244,00 110,722	244,00 110,722	249,25 113,105	251,50 114,126	251,50 114,126	251,50 114,126	251,50 114,126	251,50 114,126	263,92 119,761	270,50 122,75	291,82 132,423	255,42 115,903			
Autriche	2.192,2 159,313	2.200,0 159,877	2.208,9 160,272	2.217,0 161,116	2.269,5 164,928	2.286,3 166,154	2.328,1 169,189	2.349,4 170,737	2.402,7 174,609	2.429,0 176,52	2.446,0 177,76	2.407,6 174,963	2.311,4 167,953			
Portugal	22.016 109,816	28.069 140,007	27.500 117,539	27.567 137,502	21.645 107,966	20.617 102,836	24.823 123,814	33.984 169,511	33.033 164,769	29.726 148,271	30.633 152,8	30.919 154,225	27.544 135,755			
Finlande	1.125,6 189,309	1.123,3 188,933	1.123,1 188,973	1.127,2 189,583	1.137,0 191,162	1.127,7 189,66	1.121,6 188,642	1.120,3 188,418	1.120,2 188,404	1.147,7 193,031	1.147,3 192,97	1.157,0 194,594	1.131,5 190,307			
Suède	1.641,3 191	1.644,5 193,21	1.641,5 195,27	1.666,8 201,68	1.666,6 202,665	1.652,4 198,57	1.648,7 196,255	1.662,9 198,175	1.684,4 200,258	1.725,2 202,437	1.677,9 194,71	1.650,4 189,988	1.663,5 197,018			
United Kingdom	109,90 177,533	108,00 175,735	107,90 174,024	108,80 182,014	112,52 187,954	108,93 173,197	108,13 173,462	106,16 174,770	111,10 182,542	109,55 185,788	106,30 177,330	105,45 171,607	108,56 177,996			
CEE	134,943	138,166	141,648	147,673	150,111	145,053	143,088	143,541	148,562	149,930	147,950	156,874	145,628			

MN / 100 kg € / 100 kg	Poulets		Pouli		Kulikens		Frangos		Κοτόπουλα		2000	2001	
	1989	1990	1991	1992	1993	1994	1995	1996	1997	1998			1999
Belgique	6.252,8 129,494	5.991,0 123,936	6.164,0 126,945	6.111,6 125,866	6.052,1 124,243	6.111,8 123,954	5.544,5 136,550	6.062,9 153,228	6.028,9 148,497	5.545,1 135,478	4.791,5 118,770		
Danmark	1.276,9 143,710	1.241,1 138,817	1.219,5 135,799	1.205,8 134,276	1.183,7 129,844	1.172,6 125,439	1.168,4 150,975	946,9 126,250	966,7 128,528	927,0 122,923	846,0 113,806		
Deutchland	307,20 130,426	330,70 140,787	326,60 138,748	316,40 134,394	303,30 128,821	295,30 125,426	265,70 135,882	287,60 150,172	299,20 152,143	289,80 146,091	247,10 126,320		
Grèce	33.062 207,101	40.923 209,066	46.681 201,582	49.556 185,325	52.315 164,426	56.207 163,773	58.772 191,610	57.048 182,988	58.000 185,949	56.415 168,126	55.972 171,608		
Espagne	17.198 110,398	16.411 105,707	15.973 104,369	16.658 109,237	17.666 98,348	18.324 95,305	15.891 94,430	19.035 115,227	17.998 108,257	17.679 105,194	14.431 86,729		
France	1.106,19 144,713	1.131,19 145,018	964,80 122,194	734,40 93,014	753,28 94,934	794,56 99,649	772,02 116,791	835,83 126,445	757,53 113,876	973,70 145,836	988,56 155,107		
Irlande	181,19 212,998	189,42 218,668	173,23 197,124	156,07 177,594	140,32 146,493	129,11 132,230	131,79 157,592	142,52 172,339	145,12 189,888	147,07 185,128	145,78 185,162		
Italie	227.781 136,597	225.139 129,966	263.197 149,421	235.845 131,636	270.218 123,178	263.051 114,202	236.913 107,203	272.528 133,434	253.690 128,520	244.137 123,692	231.596 119,599		
Nederland	307,22 116,269	332,19 125,775	330,44 124,572	320,41 120,791	307,04 115,752	298,74 112,621	269,93 122,739	291,28 135,582	303,49 137,081	293,19 131,183	251,08 113,925		
Autriche	- -	- -	- -	- -	- -	- -	2.470,7 179,417	2.378,0 176,489	2.411,2 174,134	2.400,5 172,023	2.234,6 162,382		
Portugal	- -	- -	- -	- -	27.907 124,374	25.553 107,236	25.965 129,520	28.667 144,636	27.908 140,105	26.137 128,877	23.005 114,742		
Finlande	- -	- -	- -	- -	- -	- -	1.083,36 182,159	1.125,43 188,142	1.131,41 187,688	1.140,03 189,131	1.103,30 185,550		
Suède	- -	- -	- -	- -	- -	- -	1.658,43 170,542	1.683,52 191,253	1.633,28 186,033	1.586,67 177,844	1.614,63 183,649		
United Kingdom	104,12 149,432	121,29 165,442	105,85 136,402	107,22 132,317	112,19 118,879	110,58 118,188	110,18 130,450	129,59 154,376	122,90 168,469	116,25 168,881	119,05 174,260		
CEE	129,013	131,130	125,019	120,923	113,840	111,371	122,094	137,820	136,903	140,617	133,457		

Oksekød

Rindfleisch

Beef

Viande bovine

Carne bovina

Rundvlees

€/ 100 kg	Bovins vivants Levende runderen		Lebende Rinder Bovinos		Bovini vivi		Live bovine animals						
	janv-99	févr-99	mars-99	avr-99	mai-99	juin-99	juil-99	août-99	sept-99	oct-99	nov-99	déc-99	1999
Belgique	195,433	193,876	190,942	189,067	192,536	190,943	183,944	180,929	179,003	177,863	179,633	181,541	186,309
Danmark	108,807	108,772	108,910	107,845	106,795	107,180	106,646	106,751	107,046	105,323	105,071	106,537	107,140
Deutschland	100,568	102,334	101,695	102,775	104,877	106,542	108,611	107,303	106,846	106,332	106,845	106,466	105,100
Ellas	213,547	214,674	213,278	210,679	211,023	213,768	215,011	213,378	212,400	212,716	215,219	213,971	213,305
Espagne	153,642	156,799	151,548	150,636	148,699	143,320	143,193	146,356	148,620	150,422	153,796	158,576	150,467
Finland	-	-	-	-	-	-	-	-	-	-	-	-	-
France	148,228	147,297	151,556	151,386	155,335	152,554	153,762	154,121	153,772	150,503	146,951	146,643	151,009
Irlande	95,369	98,160	103,852	107,987	106,644	106,545	105,691	104,121	103,775	100,905	101,024	101,569	102,970
Italia	77,671	75,280	75,503	75,681	77,525	80,040	79,846	78,743	78,139	78,859	81,182	82,057	78,377
Luxembourg	-	-	-	-	-	-	-	-	-	-	-	-	-
Nederland	96,141	98,956	101,435	102,259	105,758	109,815	107,424	106,144	106,799	104,202	102,278	101,654	103,572
Autriche	-	-	-	-	-	-	-	-	-	-	-	-	-
Portugal	163,319	174,083	174,859	174,929	175,231	171,548	163,655	162,187	164,718	166,072	167,551	165,547	168,642
Suède	-	-	-	-	-	-	-	-	-	-	-	-	-
U-K	124,336	129,791	131,635	134,059	137,355	142,129	136,833	134,522	135,805	133,403	137,810	144,708	135,199
C.E	123,104	124,548	125,961	126,729	128,847	129,100	128,406	127,682	127,777	126,224	126,527	127,896	126,900

€/ 100 kg	Bovins vivants Levende runderen		Lebende Rinder Bovinos		Bovini vivi		Live bovine animals						
	janv-00	févr-00	mars-00	avr-00	mai-00	juin-00	jul-00	août-00	sept-00	oct-00	nov-00	déc-00	2000
Belgique	182,677	184,532	185,464	186,085	186,648	195,609	189,794	192,424	193,085	189,081	182,730	169,869	186,500
Danmark	106,635	107,592	100,990	100,755	101,854	106,763	103,968	105,671	106,884	105,473	103,428	97,129	103,929
Deutschland	107,528	108,766	109,166	107,953	110,342	117,614	116,531	118,156	117,749	116,998	104,077	85,171	110,004
Ellas	213,031	211,981	211,980	210,561	209,547	217,401	209,780	207,421	205,791	205,055	203,743	190,576	208,072
Espagne	158,410	155,125	153,084	151,185	151,150	152,803	147,377	150,066	150,530	149,431	149,349	128,492	149,750
Finland	-	-	-	-	-	-	-	-	-	-	-	-	-
France	148,095	149,953	153,706	154,611	158,178	163,822	159,059	161,058	157,836	150,904	132,457	120,272	150,829
Irlande	101,704	107,393	109,241	113,802	118,215	127,210	122,440	121,956	121,970	117,820	112,785	103,274	114,818
Italia	81,158	81,418	80,331	80,089	81,049	86,843	84,957	83,387	83,132	85,040	80,434	70,376	81,518
Luxembourg	-	-	-	-	-	-	-	-	-	-	-	-	-
Nederland	103,293	106,033	108,343	110,451	116,335	121,068	118,494	119,569	118,553	115,962	107,869	98,142	112,009
Autriche	-	-	-	-	-	-	-	-	-	-	-	-	-
Portugal	162,544	164,750	164,704	167,786	169,348	169,556	156,889	157,778	160,887	161,272	159,606	160,512	162,969
Suède	-	-	-	-	-	-	-	-	-	-	-	-	-
U-K	143,849	141,987	141,322	147,351	143,559	146,536	142,527	146,253	141,542	142,793	134,832	140,477	142,752
C.E	128,348	129,352	130,212	131,652	133,221	134,291	135,054	136,639	135,100	132,740	122,637	112,029	130,106

€/ 100 kg	Bovins vivants Levende runderen		Lebende Rinder Bovinos		Bovini vivi		Live bovine animals						
	1989	1990	1991	1992	1993	1994	1995	1996	1997	1998	1999	2000	2001
Belgique	7 090,5 146 842	6 417,2 132,749	5 743,2 118,28	6 168,9 127,046	6 293,8 129,2	6 304,2 127,857	5 483,6 134,596	4 931,0 124,61	5 224,1 128,637	5 130,7 125 347	- 186 309	- 186 49983	
Danmark	1 304,70 146,102	1 189,70 133,072	1 065,23 118,624	1 048,73 116,787	1 028,21 112,771	1 040,39 111,293	980,64 126,483	875,45 116,728	869,94 115,645	890,44 117,8	- 107,14	- 103,9285	
Deutschland	340,16 144,715	321,48 136,948	278,90 118,471	292,71 124,336	297,69 126,45	294,58 125,13	279,48 142,791	253,58 132,446	259,42 131,82	265,23 133,718	- 105,1	- 110,00425	
Ellas	29 652 179,716	31 093 162,542	32 938 144,239	41 857 154,823	47 879 150,443	51 681 150,556	55 039 179,273	53 762 172,449	53 043 170,058	54 531 162,263	- 213,305	- 208,07225	
Espagne	21 965 140,996	22 743 145,99	22 163 143,046	20 853 135,407	25 957 144,491	27 622 143,663	25 849 152,929	22 960 138,985	23 601 141,962	24 342 144,842	- 150,467	- 149,75017	
Finland	- -	- -	- -	- -	- -	- -	794,46 133,191	731,98 122,408	706,37 117,179	780,38 129,457	- -	- -	
France	1 250,19 159,223	1 187,14 151,021	1 077,58 136,478	1 103,01 139,698	1 139,86 143,775	1 147,30 143,737	1 052,94 157,1	928,56 140,474	985,71 148,3	1 035,35 154,814	- 151,009	- 150,82925	
Irlande	105,58 120,811	106,23 121,419	100,87 114,78	102,27 116,38	112,08 116,758	114,95 117,721	112,17 133,98	96,17 116,258	90,50 118,425	86,66 109,073	- 102,97	- 114,8175	
Italia	266 846 158,648	252 179 145,212	246 673 140,04	254 345 141,904	294 002 134,194	297 826 129,428	305 027 137,964	278 107 136,101	280 820 142,264	289 262 146,541	- 78,377	- 81,517833	
Luxembourg	7 063,3 146,278	6 901,4 142,756	6 349,2 130,759	6 427,8 132,379	6 638,0 136,261	6 681,4 135,507	6 496,1 159,447	5 769,6 145,804	5 697,5 140,288	5 828,9 142,403	- -	- -	
Nederland	353,21 133,899	326,44 123,617	295,55 111,420	319,99 120,633	327,18 123,346	320,63 120,876	286,49 130,092	249,59 116,209	263,98 119,203	261,51 117,000	- 103 572	- 112,009	
Autriche	- -	- -	- -	- -	- -	- -	1 886,44 136,784	1 603,18 119,019	1 723,00 124,377	1 869,30 133,950	- -	- -	
Portugal	- -	- -	35 335 169,328	34 378 165,74	35 671 159,077	37 800 158,622	33 819 167,924	28 779 145,201	28 419 142,693	31 115 153,401	- 168,642	- 162,96933	
Suède	- -	- -	- -	- -	- -	- -	1291,98 132,697	1123,14 127,498	1084,6 123,509	1146,34 128,64	- -	- -	
U-K	103,25 141,467	98,51 127,932	98,17 123,430	101,19 124,900	119,35 126,323	113,45 121,338	113,72 134,579	97,07 115,469	89,63 122,992	80,69 117 240	- 135,199	- 142,752	
C.E	147,422	138,887	127,728	130,814	132,334	130,583	143,323	129,795	133,698	135,162	126,900	130,106	

Mejeriprodukter
Milcherzeugnisse
Milk products
Produits laitiers
Prodotti lattiero
Zuivelprodukten

MN / 100 Kg € / 100 Kg	PG1		Lactosérum en poudre			Powdered whey			Süssmolkenpulver				
	Weipoeder			Soro de leite			0404 10 02						
	janv-99	févr-99	mars-99	avr-99	mai-99	juin-99	juil-99	août-99	sept-99	oct-99	nov-99	déc-99	1999
Danmark	347,50 46,70	300,00 40,35	280,48 37,74	285,00 38,34	297,90 40,08	297,90 40,08	295,00 39,67	294,00 39,52	279,00 37,53	279,00 37,53	307,00 41,28	323,00 43,41	298,82 40,19
Deutschland	84,39 43,11	78,00 39,88	78,55 40,16	79,03 40,41	84,45 43,18	81,70 41,77	81,42 41,63	80,26 41,04	74,92 38,31	78,40 40,08	87,60 44,79	89,20 45,60	81,49 41,66
France	273,06 41,58	255,25 38,91	262,03 39,95	276,84 42,20	274,23 41,81	271,29 41,36	259,77 39,60	254,87 38,85	262,00 39,94	267,20 40,73	291,40 44,42	293,60 44,76	270,13 41,18
Nederland	100,16 45,41	92,33 41,90	91,13 41,35	91,47 41,51	97,58 44,28	95,43 43,31	94,94 43,08	93,61 42,48	88,60 40,21	90,60 41,11	100,20 45,47	104,40 47,37	95,04 43,12
Suomi Finland	406,00 68,23	406,00 68,28	406,00 68,28	406,00 68,28	406,00 68,28	406,00 68,28	406,00 68,28	325,20 54,69	221,20 37,20	217,40 36,56	259,80 43,70	282,60 47,53	345,68 58,13
Sweden	432,12 47,43	436,00 48,95	442,00 49,46	397,80 44,55	314,50 35,16	348,20 39,64	402,00 46,04	404,40 46,16	370,20 42,77	405,00 46,46	431,60 50,02	367,80 42,82	395,97 44,96
U-K	47,00 66,84	43,00 62,40	43,00 63,99	36,06 54,21	38,61 58,66	35,00 53,84	35,00 53,26	35,00 53,01	36,66 56,62	37,00 57,20	37,00 58,17	37,00 59,07	38,36 58,11
CEE	51,29	48,66	49,57	46,82	47,08	46,96	47,62	45,08	41,69	42,83	46,84	47,22	46,80

MN / 100 Kg € / 100 Kg	PG2		Poudre de lait			Skimmed milkpowdered			Magermilchpulver				
	Magere melkpoeder			0402 10 19									
	janv-99	févr-99	mars-99	avr-99	mai-99	juin-99	juil-99	août-99	sept-99	oct-99	nov-99	déc-99	1999
Belgique	8.130,3 201,25	8.156,3 202,19	8.168,3 202,49	8.124,0 201,39	8.145,0 201,91	8.156,0 202,18	8.178,0 202,73	8.297,0 205,69	8.461,0 209,74	8.596,0 213,09	8.831,0 218,92	8.874,0 220,00	8.343,1 206,80
Danmark	1 490,00 200,23	1.517,50 204,10	1.464,03 196,98	1.511,67 203,38	1.486,13 199,93	1.510,00 203,07	1.486,00 199,78	1.528,00 205,43	1.546,00 207,96	1 582,00 212,82	1.570,00 211,11	1.578,00 212,08	1.522,44 204,74
Deutschland	395,0 201,802	395,0 201,96	395,8 202,356	396,0 202,472	396,9 202,95	397,3 203,153	399,5 204,236	404,4 206,777	413,7 211,498	422,0 215,765	427,8 218,73	430,6 220,174	406,2 207,66
España	32.593 195,885	33.097 198,915	33.179 199,408	33.436 200,954	33.167 199,33167	33.000 198,33	33.000 198,33	33.000 198,33	33.000 198,33	33.000 198,33	33.000 198,34	33.000 198,35	33.039 198,57
France	1.308,48 199,26	1.308,75 199,52	1.309,67 199,66	1.324,88 201,98	1.331,87 203,04	1.345,77 205,16	1.356,61 206,81	1.396,33 212,87	1 410,00 214,95	1 432,80 218,43	1.443,40 220,05	1 451,00 221,20	1.368,30 208,58
Irland	147,00 186,536	158,00 200,619	158,00 200,619	158,00 200,619	383,80 487,335	158,00 200,619	158,00 200,619	158,00 200,619	158,00 200,619	158,00 200,619	163,00 206,97	163,00 206,97	176,73 224,4
Nederland	438,00 198,598	441,33 200,268	445,00 201,932	445,00 201,932	443,58 201,288	445,13 201,993	449,26 203,864	456,19 207,012	468,23 212,475	472,06 214,211	477,00 216,454	479,80 217,744	455,05 206,48
Osterreich	2.760,0 200,42	2.760,0 200,577	2.760,0 200,577	2.752,8 200,054	2.742,0 199,269	2.754,7 200,189	2.790,8 202,818	2.800,0 203,484	2.869,7 208,547	2.990,0 217,292	3.000,0 218,02	3.048,0 221,532	2.835,7 206,06
Suomi Finland	1.355,2 227,764	1.240,3 208,609	1.331,3 223,914	1.327,8 223,298	1.323,5 222,545	1.310,0 220,26	1.330,2 223,588	1 300,8 218,756	1.233,8 207,454	1.207,4 203,004	1.208,2 203,106	1.230,0 206,814	1.283,2 215,76
Sweden	1.819,8 199,478	1.803,8 202,456	1.843,5 206,308	1.797,2 201,472	1.796,3 200,76833	1 820,0 206,85	1.817,8 208,158	1.804,6 206	1.806,2 208,608	1 805,2 206,552	1.825,6 211,658	1.825,2 212,502	1.813,8 205,9
U-K	147,00 209,052	147,00 213,333	147,00 218,766	147,86 222,259	147,06 223,439	147,00 226,146	147,00 223,684	147,00 222,645	149,50 230,816	150,00 231,905	155,00 243,666	155,00 247,438	148,87 226,1
CEE	202,02	203,04	204,49	204,34	204,56	206,05	206,61	207,45	209,95	208,49	211,58	216,80	207,11

MN / 100 Kg	PG1												2000
	Lactosérum en poudre						Powdered whey			Sösmolkenpulver			
€ / 100 Kg	Weipoeder						Soro de leite			0404 10 02			
	janv-00	févr-00	mars-00	avr-00	mai-00	juin-00	juil-00	août-00	sept-00	oct-00	nov-00	déc-00	
Danmark	333,75 44,84	333,75 44,83	326,00 43,78	320,00 42,95	320,00 42,92	320,00 42,89	320,00 42,90	320,00 42,91	320,00 42,88	320,00 42,97	452,40 60,68	490,00 65,69	367,66 49,32
Deutschland	95,50 48,83	89,25 45,63	83,20 42,54	83,50 42,70	84,75 43,33	99,40 50,82	101,50 51,90	96,20 49,19	96,50 49,34	101,50 51,90	133,80 68,41	147,50 75,42	101,05 51,67
France	311,75 47,53	290,25 44,25	274,00 41,77	276,75 42,19	287,00 43,75	340,40 51,89	329,25 52,98	322,80 51,28	325,00 50,82	337,50 51,96	432,00 65,86	490,00 74,70	335,29 51,11
Nederland	108,00 49,01	103,75 47,08	96,20 43,65	95,50 43,34	95,50 43,34	114,60 52,00	116,75 52,98	113,00 51,28	112,00 50,82	114,50 51,96	146,00 66,25	162,25 73,63	114,84 52,11
Suomi Finland	326,50 54,91	364,49 61,30	301,99 50,79	405,97 68,28	405,97 68,28	242,78 40,83	228,24 38,39	331,58 55,77	405,97 68,28	405,97 68,28	303,18 50,99	246,26 41,42	330,74 55,63
Sweden	373,75 43,50	356,75 41,88	453,20 53,98	408,75 49,48	446,50 54,41	461,20 55,39	456,25 54,30	442,80 52,75	458,75 54,52	472,00 55,35	484,20 56,20	457,50 52,66	439,30 52,03
U-K	36,00 58,19	36,00 58,58	36,00 58,95	35,00 58,59	34,00 57,02	34,00 54,11	37,00 59,37	37,00 60,85	37,00 60,87	39,00 66,11	39,00 65,06	48,00 77,98	37,33 61,31
CEE	48,01	49,08	48,22	49,64	49,88	52,60	52,42	54,39	54,93	56,72	61,57	65,35	53,31

MN / 100 Kg	PG2												2000
	Poudre de lait						Skimmed milkpowdered			Magermilchpulver			
€ / 100 Kg	Magere melkpoeder						0402 10 19						
	janv-00	févr-00	mars-00	avr-00	mai-00	juin-00	juil-00	août-00	sept-00	oct-00	nov-00	déc-00	
Belgique	8 906,3 220,78	9 003,8 223,20	9 076,0 224,99	9 071,3 224,87	9 417,5 233,46	10 314,0 255,68	10 917,5 270,64	11 269,0 279,35	11 303,8 280,21	11 340,0 281,11	11 279,0 279,61	11 250,0 278,88	10 262,3 254,40
Danmark	1 630,00 218,97	1 877,50 252,19	1 634,00 219,41	1 660,00 222,80	1 660,00 222,63	1 660,00 222,50	1 660,00 222,55	1 660,00 222,59	1 660,00 222,45	1 660,00 222,89	1 925,60 258,29	1 885,00 252,72	1 808,19 242,58
Deutschland	431,0 220,0725	434,0 221,9	438,0 223,946	439,8 224,8425	447,0 228,5475	495,8 253,5	526,3 269,0675	543,0 277,632	546,8 279,55	541,3 276,7375	538,2 275,19	536,3 274,18	493,1 252,09796
España	33,000 198,33	33,000 198,33	33,000 198,33	33,000 198,33	33,000 198,33	34,000 204,34	38,675 232,4375	38,000 228,38	38,000 228,38	38 000 228,38	38 000 228,39	38 000 228,38	35 640 214,19583
France	1 453,50 220,93	1 472,25 224,44	1 476,60 225,10	1 475,00 224,86	1 540,25 234,81	1 685,40 256,94	1 770,00 269,83	1 811,00 276,08	1 782,50 271,74	1 802,50 274,79	1 823,00 277,91	1 822,50 277,84	1 659,71 252,97
Irland	163,00 210,0225	165,25 209,8275	166,00 210,78	173,50 220,3025	169,00 214,59	172,00 218,398	180,00 228,55	190,00 241,25	192,50 244,425	200,00 253,95	200,00 253,958	200,00 253,95	180,94 230,00113
Nederland	483,00 219,18	489,25 222,0225	490,00 222,35	492,50 223,485	511,75 232,2225	568,00 257,746	600,00 272,27	614,00 278,62	607,50 275,675	605,00 274,54	606,00 275,002	602,50 273,405	555,79 252,21067
Osterreich	3 080,0 222,6675	3 080,0 223,8325	3 118,0 226,594	3 110,0 226,01	3 160,0 229,65	3 426,0 248,976	3 520,0 255,81	3 580,0 260,17	3 855,0 280,155	3 870,0 281,245	3 707,0 269,406	3 763,8 273,52	3 439,1 249,83738
Suomi Finland	1 274,2 214,31	1 257,2 211,3975	1 285,1 216,142	1 312,6 220,77	1 289,8 216,93	1 383,1 232,622	1 396,8 234,925	1 352,4 227,464	1 411,1 237,335	1 439,4 242,0875	1 432,3 240,906	1 471,2 247,43	1 358,8 228,52763
Sweden	1 835,3 213,4625	1 871,0 219,7325	1 848,8 220,114	1 880,3 225,1425	1 870,5 227,91	1 867,2 224,196	1 904,5 226,67	1 924,8 229,288	1 965,5 233,6125	2 256,0 264,7975	1 966,0 228,13	1 927,5 221,76	1 895,2 224,41108
U-K	155,00 241,27	155,00 252,265	155,00 253,926	155,00 258,855	152,00 254,9075	152,60 242,864	170,00 272,7725	185,00 304,274	187,00 307,63	192,00 325,425	192,00 320,28	187,00 303,8125	169,80 278,19013
CEE	218,13	223,58	221,96	224,73	226,49	237,86	253,95	260,50	264,76	271,63	264,35	261,50	243,56

MN / 100 Kg € / 100 Kg	PG1		Lactosérum en poudre			Powdered whey			Süssmolkenpulver				
	Weipoeder		Sore de leite			0404 10 02							
	90 / 91	91 / 92	92 / 93	93 / 94	94 / 95	95 / 96	96 / 97	97 / 98	98 / 99	99 / 00	00 / 01	01 / 02	02 / 03
Danmark	329,64 36,78	452,49 50,39	458,92 51,10	390,00 41,92	409,24 47,81	406,30 54,17	290,69 38,76	389,57 51,51	336,10 44,79	310,57 41,72			
Deutschland	81,84 34,81	116,33 49,41	84,16 35,76	70,24 29,84	89,28 41,57	89,42 46,90	72,57 37,42	108,51 54,70	90,41 45,86	85,66 43,80			
France	272,27 65,27	393,43 49,83	280,61 35,53	238,25 29,88	306,21 41,99	310,29 46,94	244,29 36,94	359,35 53,73	298,92 45,09	285,13 43,47			
Nederland	89,28 33,69	129,34 48,72	91,18 34,37	78,95 29,77	100,56 41,52	101,21 47,28	82,95 38,08	122,58 54,82	104,72 47,15	98,89 44,87			
Suomi Finland	- -	- -	- -	- -	- -	409,99 69,38	405,94 67,34	406,00 67,35	406,00 67,82	314,48 52,89			
Sweden	- -	- -	- -	- -	- -	486,53 53,91	439,53 47,54	459,71 52,27	412,79 45,83	409,30 48,03			
U-K	34,60 45,54	49,37 62,06	48,62 54,74	40,98 44,40	47,18 53,05	48,05 56,44	38,29 48,39	44,97 66,39	42,53 62,47	35,72 56,83			
CEE	36,47	51,80	42,07	33,66	45,22	53,33	45,23	57,02	51,26	47,52			

MN / 100 Kg € / 100 Kg	PG2		Poudre de lait			Skimmed milkpowdered			Magermilchpulver				
	Magere melkpoeder		0402 10 19										
	90 / 91	91 / 92	92 / 93	93 / 94	94 / 95	95 / 96	96 / 97	97 / 98	98 / 99	99 / 00	00 / 01	01 / 02	02 / 03
Belgique	7 914,2 163,26	8 589,8 177,00	9 002,1 185,35	8 399,8 171,09	8 624,6 190,32	8 462,8 214,16	8 449,0 211,31	8 415,5 205,60	8 212,4 202,09	8 924,2 221,23			
Danmark	1 479,75 165,06	1 679,57 187,13	1 705,65 188,98	1 592,32 171,15	1 695,41 197,43	1 646,57 219,50	1 553,54 207,13	1 566,07 207,09	1 534,95 204,67	1 614,25 216,85			
Deutschland	379,88 161,58	418,55 177,87	428,45 181,91	393,45 167,07	421,72 194,74	406,02 212,99	404,77 212,99	410,01 208,77	397,51 201,80	432,60 221,21			
España	30 398 196,68	15 973 201,57	26 806 183,26	33 186 172,89	35 886 207,13	33 702 204,00	8 800 207,29	33 134 199,14	33 087 198,86	33 094 198,90			
France	1 316,99 166,95	1 475,93 188,09	1 507,68 191,80	1 385,25 173,78	1 466,75 199,91	1 417,59 214,50	1 373,22 214,50	1 387,60 207,73	1 333,11 201,27	1 462,11 222,85			
Ireland	139,58 159,08	147,67 168,24	161,74 177,48	162,00 165,92	168,75 186,52	171,95 207,28	155,14 207,26	154,69 194,74	171,93 217,23	163,85 208,28			
Nederland	444,53 167,88	481,97 184,89	493,41 189,13	456,93 172,23	482,55 197,86	472,20 220,65	458,90 220,65	464,91 210,77	444,76 200,36	486,91 220,95			
Osterreich	- -	- -	- -	- -	3 100,00 219,55	2 943,21 219,40	2 807,40 219,40	2 882,05 205,78	2 775,85 200,29	3 041,13 221,06			
Suomi Finland	- -	- -	- -	- -	1 402,78 232,04	1 415,24 239,41	1 435,57 239,41	1 422,81 238,14	1 336,10 223,14	1 278,12 214,93			
Sweden	- -	- -	- -	- -	2 019,33 204,55	2 156,77 234,30	1 886,97 234,30	1 841,44 216,51	1 814,07 201,36	1 836,09 215,25			
U-K	132,19 174,10	147,75 185,80	178,78 199,73	193,04 211,39	184,31 206,54	195,10 229,16	178,28 229,16	154,88 225,55	147,80 217,48	152,28 241,52			
CEE	168,51	183,78	188,06	174,86	195,60	220,29	252,74	209,57	204,26	217,74			

MN / 100 Kg	PG1		Lactosérum en poudre			Powdered whey			Süssmolkenpulver				
	€ / 100 Kg		Welpoeder			Soro de leite			0404 10 02				
	1990	1991	1993	1994	1995	1996	1997	1998	1999	2000			
Danmark	233,83 26,13	435,88 48,57	413,67 45,41	391,03 41,83	433,07 56,04	348,94 46,53	281,28 37,37	369,34 48,86	298,82 40,19	368,02 49,37			
Deutschland	63,67 27,12	105,06 44,63	71,37 30,31	76,99 32,70	96,24 49,33	78,93 41,23	69,93 40,42	100,45 50,65	81,49 41,66	101,21 51,75			
France	222,50 28,36	352,41 75,38	238,99 30,14	263,96 33,07	331,86 49,58	268,47 40,61	235,30 40,18	330,55 49,43	270,13 41,18	335,83 51,20			
Nederland	70,58 26,70	117,92 44,45	79,57 30,00	86,64 32,66	107,84 49,14	89,74 41,79	90,25 40,70	114,90 51,41	95,04 43,12	115,04 52,20			
Suomi Finland	- -	- -	- -	- -	405,68 68,24	407,10 68,07	406,00 67,35	406,00 67,36	345,68 58,13	327,98 55,16			
Sweden	- -	- -	- -	- -	495,11 50,97	441,40 50,06	424,89 50,03	439,21 49,27	395,97 44,96	440,92 52,23			
U-K	31,38 41,89	41,79 53,65	45,10 47,71	42,25 45,11	49,43 58,57	43,49 51,70	35,53 48,66	42,95 62,42	38,36 58,11	37,27 61,19			
CEE	29,52	46,67	36,18	35,20	54,35	48,86	46,35	54,99	46,80	53,36			

MN / 100 Kg	PG2		Poudre de lait			Skimmed milkpowdered			Magermilchpulver				
	€ / 100 Kg		Magere melkpoeder			0402 10 19							
	1990	1991	1993	1994	1995	1996	1997	1998	1999	2000			
Belgique	7 942,6 164,22	8 152,3 168,01	8 702,9 178,59	8 424,6 170,86	8 694,3 213,60	8 228,0 207,91	7 971,8 214,25	8 384,5 204,85	8 343,1 206,80	10 279,4 254,82			
Danmark	1 474,25 164,81	1 566,02 174,52	1 609,90 176,59	1 626,87 174,03	1 715,29 221,42	1 571,30 209,51	1 573,15 209,13	1 597,25 211,31	1 522,44 204,74	1 807,02 242,42			
Deutschland	376,27 160,35	396,38 168,43	408,66 173,46	405,20 172,12	423,40 216,58	393,21 205,34	414,52 210,67	402,35 202,86	406,16 207,66	493,92 252,52			
España	30 347 195,77	30 872 200,20	33 158 176,19	34 265 184,85	35 651 214,33	24 981 203,66	12 291 209,75	33 990 202,90	33 039 198,57	35 648 214,25			
France	1 318,25 168,20	1 399,24 177,31	1 443,16 181,95	1 402,29 175,68	1 488,35 221,95	1 354,97 204,98	1 404,92 211,36	1 354,68 202,58	1 368,30 208,58	1 662,73 253,43			
Ireland	141,20 161,82	142,11 161,76	165,33 172,28	163,07 167,01	174,56 208,54	162,38 196,31	152,25 199,12	153,97 193,82	176,73 224,40	181,02 230,09			
Nederland	442,36 167,42	464,75 175,32	476,10 179,43	465,34 175,43	490,07 222,91	451,15 210,03	469,88 212,20	453,75 203,03	455,05 206,48	556,85 252,69			
Osterreich	- -	- -	- -	- -	3 100,00 225,38	2 788,54 206,98	2 871,47 207,35	2 834,11 203,10	2 835,66 206,06	3 440,58 249,95			
Suomi Finland	- -	- -	- -	- -	1 393,41 233,65	4 141,41 688,89	1 428,27 236,91	1 393,24 231,14	1 283,21 215,76	1 359,12 228,59			
Sweden	- -	- -	- -	- -	2 097,92 215,81	2 016,19 228,88	1 840,80 209,67	1 839,96 206,30	1 813,77 205,90	1 895,67 224,49			
U-K	131,00 174,52	137,58 176,80	204,36 219,12	175,26 187,23	193,32 228,83	188,06 223,78	164,48 225,47	150,94 219,27	148,87 226,10	169,90 278,36			
CEE	168,54	174,96	182,73	172,77	220,17	253,25	213,09	207,92	207,11	243,74			

MN / 100 Kg € / 100 Kg	PG3												1999
	Poudre de lait entier			Whole milkpowdered			Vollmilchpulver						
	Volle melkpoeder			Leche entera en polvo			0402 21 19						
	janv-99	févr-99	mars-99	avr-99	mai-99	juin-99	juil-99	août-99	sept-99	oct-99	nov-99	déc-99	
Belgique	10 312 255,24	10 248 254,03	10 222 253,39	10 198 252,80	10 189 252,58	10 192 252,66	10 016 248,29	10 088 250,07	10 332 256,12	10 477 259,72	10 556 261,68	10 615 263,14	10 287 254,98
Danmark	1 866,67 250,83	1 917,50 257,90	1 853,55 249,39	1 841,50 247,76	1 820,81 244,95	1 841,67 247,67	1 829,00 245,89	1 984,00 266,74	1 891,00 254,37	1 946,00 261,79	1 925,00 258,85	1 885,00 253,35	1 883,48 253,29
Deutschland	499,9 255,38	497,3 254,24	494,8 253,01	490,4 250,72	489,7 250,40	489,8 250,41	493,5 252,32	502,6 256,97	505,1 258,24	510,0 260,76	518,2 264,95	519,0 265,36	500,9 256,06
France	1 647,8 250,94	1 642,8 250,44	1 637,1 249,57	1 645,1 250,79	1 650,0 251,54	1 675,0 255,35	1 701,8 259,43	1 729,5 263,67	1 754,0 267,40	1 755,6 267,64	1 749,6 266,72	1 745,0 266,02	1 694,0 258,29
Ireland	183,38 232,71	191,00 242,52	191,00 242,52	191,00 242,52	191,00 242,52	191,00 242,52	191,00 242,52	191,00 242,52	191,00 242,52	191,00 242,52	194,00 246,33	194,00 246,33	190,87 242,34
Nederland	575,0 260,72	568,3 257,90	564,5 256,17	554,5 251,61	553,5 251,15	555,0 251,85	558,1 253,24	567,9 257,70	575,0 260,92	575,0 260,92	575,0 260,92	580,0 263,19	566,8 257,19
Osterreich	3 538,7 256,97	3 500,0 254,36	3 500,0 254,36	3 452,3 250,89	3 410,0 247,81	3 420,0 248,54	3 472,5 252,36	3 500,0 254,36	3 555,0 258,35	3 650,0 265,26	3 650,0 265,26	3 670,0 266,71	3 526,5 256,27
Suomi Finland	1 694,0 284,70	1 694,0 284,91	1 694,0 284,91	1 654,0 278,18	1 633,5 274,74	1 654,0 278,18	1 653,0 278,01	1 619,4 272,33	1 549,6 260,59	1 654,0 278,18	1 593,2 267,92	1 654,0 278,18	1 645,6 276,74
Sweden	2 175,0 238,45	2 175,0 244,13	2 175,0 243,46	2 210,0 247,43	2 210,0 247,14	2 170,0 246,28	2 150,0 245,58	2 210,0 252,16	2 215,0 255,79	2 220,0 253,75	2 210,0 255,89	2 210,0 256,74	2 194,2 248,90
U-K	190,00 270,20	190,00 275,74	190,00 282,76	185,66 279,07	185,00 281,08	185,00 284,61	179,77 273,56	179,00 271,11	179,00 276,34	179,00 276,74	185,00 290,83	188,00 300,15	184,62 280,18
CEE	255,43	251,13	256,77	254,88	254,27	255,41	254,68	258,39	258,81	262,94	263,94	265,92	257,71

MN / 100 Kg € / 100 Kg	PG4												1999
	Lait condensé			Condensed milk			Kondensmilch						
	Gecondenseerde melk			Leche concentrada			0402 91 19						
	janv-99	févr-99	mars-99	avr-99	mai-99	juin-99	juil-99	août-99	sept-99	oct-99	nov-99	déc-99	
Deutschland	330,0 168,59	329,0 168,22	331,8 169,67	335,0 171,28	335,0 171,28	331,7 169,58	325,0 166,17	328,7 168,07	330,0 168,73	330,0 168,73	330,0 168,73	330,0 168,73	330,5 168,98
Ellas	58 400 179,93	58 400 181,42	58 400 180,99	58 400 179,49	58 400 179,56	58 480 180,37	58 500 180,09	58 500 179,22	58 500 178,90	58 500 177,79	58 500 177,95	58 500 177,92	58 457 179,47
Nederland	389,0 176,38	389,0 176,52	389,0 176,52	389,0 176,52	389,0 176,52	389,0 176,52	389,0 176,52	389,0 176,52	389,0 176,52	389,0 176,52	389,0 176,52	389,0 176,52	389,0 176,51
U-K	159,0 226,12	159,0 230,75	159,0 236,62	159,0 238,99	159,0 241,57	159,0 244,61	159,0 241,94	159,0 240,82	159,0 245,47	159,0 245,82	159,0 249,95	159,0 254,10	159,0 241,40
CEE	187,71	189,19	191,04	191,01	192,13	192,66	191,16	191,09	192,48	192,34	193,29	194,25	191,53

MN / 100 Kg € / 100 Kg	PG5												1999
	Lait condensé sucré			Sweetened condensed milk			Kondensmilch gezuckert						
	Gecondens. Melk gesuik.			Leche concentr. azucarada			0402 99 19						
	janv-99	févr-99	mars-99	avr-99	mai-99	juin-99	juil-99	août-99	sept-99	oct-99	nov-99	déc-99	
Ellas	70 600 217,51	70 600 219,32	70 600 218,80	70 600 216,99	70 600 217,07	70 680 217,96	70 700 217,60	70 420 215,74	70 000 214,07	70 140 213,17	70 780 215,31	70 800 215,33	70 543 216,57
España	37 217 223,54	37 216 223,67	37 215 223,67	36 674 220,41	36 540 219,60	36 551 219,68	36 583 219,87	36 585 219,88	36 590 219,91	36 593 219,93	36 593 219,93	36 593 219,93	36 746 220,83
Nederland	493,0 223,54	493,0 223,71	493,0 223,71	493,0 223,71	493,0 223,71	493,0 223,71	493,0 223,71	493,0 223,71	493,0 223,71	493,0 223,71	493,0 223,71	493,0 223,71	493,0 223,70
U-K	211,0 300,07	211,0 306,21	211,0 314,01	211,0 317,15	211,0 320,58	211,0 324,61	211,0 321,07	211,0 319,58	211,0 325,75	211,0 326,21	211,0 331,70	211,0 336,85	211,0 320,32
CEE	241,09	229,20	245,10	243,82	245,10	246,45	245,54	244,58	245,96	245,92	247,66	248,96	244,11

MN / 100 Kg € / 100 Kg	PG3												
	Poudre de lait entier			Whole milkpowdered			Vollmilchpulver						
	Volle melkpoeder			Leche entera en polvo			0402 21 19						
	janv-00	févr-00	mars-00	avr-00	mai-00	juin-00	juil-00	août-00	sept-00	oct-00	nov-00	déc-00	2000
Belgique	10 695 265,12	10 731 266,02	10 743 266,31	10 788 267,42	11 035 273,55	11 449 283,81	11 609 287,77	11 893 294,82	12 116 300,36	12 548 311,05	12 558 311,30	12 634 313,18	11 567 286,73
Danmark	1 630,00 218,97	1 877,50 252,19	1 634,00 219,41	1 660,00 222,80	1 660,00 222,63	1 660,00 222,50	1 660,00 222,55	1 660,00 222,59	1 660,00 222,45	1 660,00 222,89	1 925,60 258,29	1 885,00 252,72	1 808,19 242,58
Deutschland	518,3 264,98	513,0 262,29	512,0 261,78	514,5 263,06	524,5 268,17	545,6 278,96	550,0 281,21	551,6 282,03	578,3 295,66	610,0 311,89	620,4 317,20	617,0 315,47	554,6 283,56
France	1 734,0 264,35	1 721,0 262,36	1 713,8 261,27	1 731,3 263,93	1 756,3 267,74	1 821,0 277,61	1 872,5 285,46	1 880,0 286,60	1 921,3 292,89	1 946,3 296,71	2 004,6 305,60	2 026,3 308,90	1 844,4 281,18
Irlande	194,00 246,33	195,50 248,24	196,00 248,87	188,50 239,35	198,25 251,73	200,40 254,46	206,00 261,57	214,00 271,72	214,00 271,72	223,00 283,15	223,00 283,15	223,00 283,15	206,30 261,95
Nederland	590,0 267,73	588,0 266,83	587,6 266,64	591,3 268,30	596,3 270,57	621,0 281,80	636,3 288,72	639,0 289,97	645,0 292,69	665,0 301,76	683,0 309,93	685,0 310,84	627,3 284,65
Osterreich	3 772,5 274,16	3 747,5 272,34	3 742,0 271,94	3 670,0 266,71	3 720,0 270,34	3 822,0 277,75	3 900,0 283,42	4 000,0 290,69	4 370,0 317,58	4 340,0 315,40	4 414,0 320,78	4 430,0 321,94	3 994,0 290,25
Suomi Finland	1 601,3 269,32	1 565,0 263,22	1 625,4 273,37	1 625,7 273,43	1 633,0 274,65	1 602,7 269,55	1 665,5 280,12	1 647,8 277,14	1 654,0 278,18	1 654,0 278,18	1 654,0 278,18	1 654,0 278,18	1 631,9 274,46
Sweden	2 210,0 257,06	2 210,0 259,52	2 210,0 263,11	2 210,0 267,49	2 210,0 269,27	2 210,0 265,35	2 210,0 263,02	2 210,0 263,26	2 210,0 262,66	2 210,0 259,19	2 210,0 256,45	2 210,0 254,35	2 210,0 261,73
U-K	190,00 306,74	190,00 309,23	190,00 311,26	190,00 317,18	185,00 311,05	185,00 294,43	195,00 312,89	195,00 320,72	195,00 320,79	205,00 347,46	205,00 341,97	205,00 333,06	194,17 318,90
CEE	268,08	267,94	269,70	269,57	272,94	275,15	285,40	290,05	296,89	306,40	308,55	307,96	284,08

MN / 100 Kg € / 100 Kg	PG4												
	Lait condensé			Condensed milk			Kondensmilch						
	Gecondenseerde melk			Leche concentrada			0402 91 19						
	janv-00	févr-00	mars-00	avr-00	mai-00	juin-00	juil-00	août-00	sept-00	oct-00	nov-00	déc-00	2000
Deutschland	330,0 168,73	330,0 168,73	330,0 168,73	330,0 168,73	335,0 171,29	344,0 175,88	350,0 178,95	354,0 181,00	351,3 179,59	351,3 179,59	355,0 181,51	355,0 181,51	343,0 175,35
Ellas	58 500 176,70	58 500 175,66	58 500 175,20	58 575 174,74	58 600 174,14	58 600 174,04	58 600 173,97	58 600 173,75	58 600 173,04	58 600 172,64	58 600 172,29	58 600 171,99	58 573 174,01
Nederland	389,0 176,52	389,0 176,52	389,0 176,52	389,0 176,52	384,0 174,25	389,0 176,52	389,0 176,52	389,0 176,52	389,0 176,52	389,0 176,52	389,0 176,52	389,0 176,52	388,6 176,33
U-K	159,0 256,70	159,0 258,77	159,0 260,48	159,0 265,43	159,0 268,77	158,8 262,39	158,0 253,53	158,0 260,18	158,0 260,07	158,0 267,99	158,0 264,67	158,0 259,68	158,5 261,55
CEE	196,14	194,92	195,23	196,35	193,37	179,25	202,59	205,90	205,39	208,03	207,57	203,36	199,01

MN / 100 Kg € / 100 Kg	PG5												
	Lait condensé sucré			Sweetened condensed milk			Kondensmilch gezuckert						
	Gecondens. Melk gesuik.			Leche concentr. azucarada			0402 99 19						
	janv-00	févr-00	mars-00	avr-00	mai-00	juin-00	juil-00	août-00	sept-00	oct-00	nov-00	déc-00	2000
Ellas	70 800 213,85	70 800 212,59	70 800 212,04	70 875 211,43	70 900 210,69	70 900 210,57	70 900 210,48	70 900 210,21	70 900 209,36	70 900 208,88	70 900 208,45	70 900 208,09	70 873 210,55
España	36 592 219,92	36 661 220,34	36 617 220,07	36 617 220,07	36 616 220,06	36 436 218,99	36 157 217,31	36 111 217,03	35 968 216,17	35 546 213,64	35 555 213,69	35 558 213,71	36 203 217,58
Nederland	493,0 223,71	493,0 223,71	493,0 223,71	493,0 223,71	493,0 223,71	493,0 223,71	493,0 223,71	493,0 223,71	493,0 223,71	493,0 223,71	493,0 223,71	493,0 223,71	493,0 223,71
U-K	211,0 340,65	211,0 343,41	211,0 345,67	211,0 352,23	211,0 356,66	211,0 348,63	211,0 338,57	211,0 347,46	211,0 347,31	211,0 357,89	211,0 353,45	211,0 346,79	211,0 348,22
CEE	251,64	250,01	250,37	251,86	247,92	223,71	267,48	262,73	267,97	271,60	263,62	270,32	256,06

MN / 100 Kg € / 100 Kg	PG3		Poudre de lait entier			Whole milkpowdered			Vollmilchpulver				
	90 / 91	91 / 92	92 / 93	93 / 94	94 / 95	95 / 96	96 / 97	97 / 98	98 / 99	99 / 00	00 / 01	01 / 02	02 / 03
Belgique	9.212,6 205,54	10.630,5 218,93	11.050,6 227,58	10.423,7 212,35	10.556,2 233,18	10.450,4 264,43	10.372,6 259,42	10.877,7 263,64	10.436,5 256,79	10.624,8 263,38			
Danmark	1.866,95 208,22	2.061,10 229,51	2.059,45 229,33	2.026,97 217,88	2.071,58 241,34	2.058,39 274,41	1.931,00 257,46	1.941,91 256,79	1.910,60 254,75	1.800,94 241,96			
Deutschland	486,37 206,91	526,69 223,66	527,88 224,20	501,37 212,97	511,11 214,26	504,38 264,56	498,84 257,29	509,67 256,90	499,57 253,60	515,08 263,35			
France	1.623,17 205,70	1.785,79 226,16	1.795,98 227,45	1.707,96 214,26	1.770,89 241,66	1.734,94 262,47	1.693,52 256,19	1.734,17 259,31	1.681,53 253,85	1.736,42 264,71			
Irland	182,74 208,26	182,50 207,62	194,79 213,74	196,35 201,11	204,27 225,93	210,65 253,94	190,21 238,70	199,14 250,02	190,83 240,93	193,79 246,07			
Nederland	553,53 208,99	602,44 227,08	611,09 230,39	572,37 215,78	588,05 241,32	583,86 272,83	577,31 265,19	598,96 267,88	577,26 260,01	583,77 264,90			
Osterreich	- -	- -	- -	- -	3.690,00 261,34	3.595,57 268,02	3.506,20 268,02	3.625,15 256,98	3.530,06 254,70	3.662,83 266,19			
Suomi Finland	- -	- -	- -	- -	1.587,40 261,54	1.670,39 282,62	1.690,50 282,62	1.694,00 280,44	1.682,29 280,99	1.613,10 271,29			
Sweden	- -	- -	- -	- -	2.228,38 225,48	2.502,97 271,95	2.227,48 271,95	2.223,84 255,54	2.190,57 243,12	2.205,28 258,29			
U-K	185,02 243,58	192,90 242,52	219,65 245,85	216,53 234,59	227,19 254,73	239,15 280,89	224,70 284,36	209,89 309,87	194,58 286,22	184,96 294,53			
CEE	212,55	225,07	228,37	214,09	235,73	269,61	261,23	265,59	258,17	265,60			

MN / 100 Kg € / 100 Kg	PG4		Lait condensé			Condensed milk			Kondensmilch				
	90 / 91	91 / 92	92 / 93	93 / 94	94 / 95	95 / 96	96 / 97	97 / 98	98 / 99	99 / 00	00 / 01	01 / 02	02 / 03
Deutschland	310,39 132,05	320,62 136,19	330,08 140,21	334,50 142,09	322,51 148,91	322,82 169,27	322,39 166,31	333,39 168,05	331,29 168,19	331,13 169,31			
Ellas	31.845 155,18	29.515 126,85	33.595 112,73	34.596 104,73	37.019 113,67	46.904 151,52	52.454 168,23	- -	57.697 175,15	58.523 176,89			
Nederland	342,50 129,31	352,57 132,92	362,72 136,73	369,00 139,11	369,00 151,29	373,63 174,56	379,00 174,14	389,00 173,98	389,00 175,25	388,62 176,35			
U-K	133,50 175,75	135,17 169,96	141,13 169,61	155,90 168,95	177,82 197,83	159,00 186,76	159,00 201,52	159,00 234,74	159,00 233,96	158,98 254,04			
CEE	147,84	141,48	139,82	138,72	152,93	170,53	177,55	181,37	187,91	192,28			

MN / 100 Kg € / 100 Kg	PG5		Lait condensé sucré			Sweetened condensed milk			Kondensmilch gezuckert				
	90 / 91	91 / 92	92 / 93	93 / 94	94 / 95	95 / 96	96 / 97	97 / 98	98 / 99	99 / 00	00 / 01	01 / 02	02 / 03
Ellas	40.278 195,90	44.761 176,39	42.550 142,91	43.176 130,71	46.438 142,66	55.967 180,87	60.262 193,30	60.384 175,30	67.364 203,45	70.668 213,59			
España	35.140 227,05	36.321 235,92	38.445 237,64	39.584 207,61	38.577 212,74	37.621 227,74	37.117 224,50	37.215 221,08	37.060 221,44	36.587 219,89			
Nederland	457,50 172,73	467,57 176,28	480,52 181,16	488,00 183,97	488,00 200,08	490,32 229,08	493,00 226,52	493,00 220,49	493,00 222,10	493,00 223,71			
U-K	177,00 233,00	109,83 230,43	103,90 214,94	207,70 225,08	210,02 235,31	211,00 247,84	211,00 267,43	211,00 311,51	211,00 310,47	211,00 337,13			
CEE	207,10	204,76	194,16	186,84	197,70	221,38	227,99	231,17	238,22	245,85			

MN / 100 Kg	PG3		Poudre de lait entier			Whole milkpowdered			Vollmilchpulver				
	€ / 100 Kg		Voile melkpoeder			Leche entera en polvo			0402 21 19				
	1990	1991	1993	1994	1995	1996	1997	1998	1999	2000			
Belgique	9 975,4 206,24	9.480,5 210,75	10.759,6 220,87	10.308,1 209,06	10.738,5 263,79	10.153,9 256,58	98.357,7 264,84	10.765,7 263,03	10 287,0 254,98	11 573,8 286,91			
Danmark	1 854,81 207,36	1 963,93 218,71	2.032,63 222,92	2.013,63 215,40	2.114,76 273,04	1.970,18 262,69	1.958,74 260,36	1 957,61 258,98	1 883,48 253,29	1.807,02 242,42			
Deutschland	486,19 207,20	506,94 215,34	515,90 219,14	497,70 211,41	519,75 265,91	489,83 255,80	514,42 261,41	509,82 257,04	500,85 256,06	554,81 283,67			
France	1.613,00 206,03	1.706,00 216,03	1 748,00 220,50	1.704,00 213,43	1.813,00 270,31	1.671,00 252,79	1.739,00 261,62	1.729,00 258,51	1.694,00 258,29	1.845,23 281,30			
Ireland	182,78 209,45	181,18 206,15	199,39 207,85	197,65 202,42	213,88 255,58	198,96 240,54	189,75 248,11	194,77 245,19	190,87 242,34	206,46 262,15			
Nederland	547,64 207,26	580,43 218,82	594,97 224,30	568,79 214,43	601,60 273,64	564,89 262,98	596,19 269,30	597,45 267,32	566,81 257,19	627,69 284,84			
Osterreich	- -	- -	- -	- -	3.690,00 268,27	3.473,69 257,85	3.595,11 259,62	3.615,96 259,13	3.526,54 256,27	3.994,04 290,26			
Suomi Finland	- -	- -	- -	- -	1.619,56 271,22	1 686,37 281,94	1.693,96 281,01	1 694,00 281,03	1 645,56 276,74	1.631,90 274,47			
Sweden	- -	- -	- -	- -	2.365,90 243,48	2.387,15 271,02	2.204,70 251,03	2.203,91 247,05	2.194,17 248,90	2.210,00 261,75			
U-K	185,03 246,63	186,60 239,86	226,62 239,96	216,54 231,37	238,06 281,79	233,84 278,33	214,32 294,14	205,99 299,32	184,62 280,18	194,13 318,76			
CEE	212,98	217,96	222,22	211,04	266,70	262,05	265,30	264,75	257,71	284,17			

MN / 100 Kg	PG4		Lait condensé			Condensed milk			Kondensmilch				
	€ / 100 Kg		Gecondenseerde melk			Leche concentrada			0402 91 19				
	1990	1991	1993	1994	1995	1996	1997	1998	1999	2000			
Deutschland	310,00 132,11	313,51 133,17	333,50 141,66	329,50 139,96	321,25 164,46	321,66 167,98	326,58 165,94	331,81 167,29	330,52 168,98	343,17 175,46			
Ellas	31 779 157,11	31.924 140,14	34.442 108,30	34.778 101,38	39.957 130,42	52.124 167,19	52.847 161,76	56.622 167,44	58.457 179,47	58.573 174,00			
Nederland	340,00 128,68	347,57 131,02	367,05 138,38	369,00 139,11	369,00 167,92	378,25 176,09	379,00 171,18	385,21 172,36	389,00 176,51	388,62 176,35			
U-K	127,22 169,49	138,00 177,42	160,92 170,30	177,82 189,69	159,00 188,34	159,00 189,29	159,00 218,44	159,00 231,00	159,00 241,40	158,48 261,58			
CEE	145,32	145,44	139,66	142,54	162,79	175,14	181,62	183,74	191,53	198,85			

MN / 100 Kg	PG5		Lait condensé sucré			Sweetened condensed milk			Kondensmilch gezuckert				
	€ / 100 Kg		Gecondens. Melk gesuik.			Leche concentr. azucarada			0402 99 19				
	1990	1991	1993	1994	1995	1996	1997	1998	1999	2000			
Ellas	37.791 186,58	43.824 191,66	42.936 135,00	43.393 126,49	50.244 164,02	60.078 192,71	60.420 193,80	62.136 184,99	70.543 216,57	70 873 210,54			
España	35.105 226,65	35.370 229,02	39.085 218,28	38.726 201,42	38.995 230,96	36.878 223,23	35.641 224,42	37 263 221,57	36 746 220,83	36 201 217,57			
Nederland	455,00 172,20	462,57 174,38	485,77 183,13	488,00 183,97	488,00 222,07	492,62 229,34	493,00 222,68	493,00 220,59	493,00 223,70	493,00 223,71			
U-K	165,00 219,84	187,00 240,42	205,21 217,40	210,02 224,51	211,00 249,94	211,00 251,20	211,00 289,88	210,96 306,50	211,00 320,32	211,00 348,27			
CEE	200,79	208,88	188,45	184,09	216,75	224,12	232,26	233,65	244,11	255,60			

MN / 100 Kg €/ 100 Kg	PG6		Beurre		Butter			Markenbutter					
	janv-99	févr-99	mars-99	avr-99	mai-99	juin-99	juil-99	août-99	sept-99	oct-99	nov-99	déc-99	1999
Belgique	13.077,9 323,71	12.786,3 316,96	12.641,7 313,38	12.393,0 307,21	12.259,2 303,90	11.999,0 297,45	11.837,0 293,43	11 901,0 295,02	11 984,0 297,08	12.130,0 300,69	12.361,0 306,42	12.365,0 306,52	12.311,3 305,15
Danmark	2.810,00 377,62	2.810,00 377,93	2.810,00 378,07	2.810,00 378,06	2.810,00 378,03	2.810,00 377,90	2.810,00 377,78	2.810,00 377,79	2.810,00 378,00	2.810,00 378,03	2.810,00 377,85	2.810,00 377,67	2.810,00 377,89
Deutschland	665,90 340,20	646,75 330,68	609,77 311,77	603,00 308,31	603,00 308,31	603,00 308,31	603,97 308,80	608,32 311,03	613,00 313,42	633,00 323,65	640,00 327,23	640,00 327,23	622,48 318,25
Elias	130.726 402,773	139.300 432,73	139.700 432,94	141.500 434,902	141.500 435,06667	141.480 436,29	141.240 434,716	142.040 435,162	142.020 434,314	142.300 432,47	142.340 432,984	142.400 433,09	140.545 431,45
España	48.375 290,74	47.533 285,68	47.679 286,56	48.111 289,15	48.829 293,47	48.800 293,30	49.020 294,62	49.000 294,50	49 000 294,50	48 981 294,39	48 658 234,73	48.623 292,23	48 551 286,99
France	2.048,26 311,92	2.011,25 306,61	1 991,00 303,53	1.961,10 298,97	1.927,32 293,82	1.922,30 293,05	1.929,32 294,12	1.939,16 295,62	1 958,30 298,54	1.968,00 300,02	2 011,00 306,57	2.005,00 305,66	1.972,67 300,70
Ireland	234,51 297,58	231,00 293,31	231,00 293,31	231,00 293,31	231,00 293,31	231,00 293,31	231,00 293,31	231,00 293,31	231,00 293,31	231,00 293,31	231,00 293,31	231,00 293,31	231,29 293,67
Italia	514.126 265,22	475.600 245,63	473.933 244,77	470.600 243,05	509.850 263,32	506.670 261,67	474.300 244,96	483.756 249,84	496.297 256,32	501 440 258,97	500 940 258 72	504.300 260,45	492.651 254,41
Nederland	706,45 320,31	680,00 308,57	669,03 303,59	660,00 299,50	660,00 299,50	660,00 299,50	660,00 299,50	660,00 299,50	661,33 300,10	674.12 305,90	680,00 308,57	678,00 307,66	670,74 304,35
Osterreich	4.684,83 340,19	4.540,00 329,94	4 383,87 318,59	4.286,66 311,52	4.250,00 308,86	4.250,00 308,86	4 295,41 312,16	4.350,00 316,13	4 356,66 319,76	4 400,00 319,76	4 500,00 327,03	4 500,00 327,03	4 399,79 319,72
Suomi Finland	2.003,38 336,69	2.003,00 336,88	2.003,00 336,88	1.815,20 305,28	1.749,33 294,09	1.745,00 293,35	1.731,40 291,16	1.731,00 291,11	1.754,40 295,01	1 791,80 301,22	1.812,20 304,74	1.828,20 307,48	1.830,66 307,83
Sweden	3.324,32 364,45	3.327,75 373,52	3.332,00 372,97	3.330,60 371,75	3.330,83 373,40	3.332,00 373,40	3.357,20 379,22	3 349,80 383,13	3.295,00 378,02	3 295,00 378,51	3 321,80 384,71	3 339,00 387,89	3 327,94 376,75
U-K	217,74 309,64	208,25 302,21	201,12 299,31	196,83 295,84	193,12 293,43	190,60 293,23	190,00 289,12	191,33 289,80	192,13 296,62	193,82 299 65	192,60 302 74	187,20 298,85	196,23 297,54
CEE	328,06	326,19	322,54	318,05	318,57	317,36	316,29	317,65	319,54	322,63	320,43	325,01	321,03

MN / 100 Kg €/ 100 Kg	PG7		Butteroil		Butteroeil			Boterolie					
	janv-99	févr-99	mars-99	avr-99	mai-99	juin-99	juil-99	août-99	sept-99	oct-99	nov-99	déc-99	1999
Ireland	289,71 367,62	285,00 361,88	285,00 361,88	285,00 361,88	285,00 361,88	285,00 361,88	285,00 361,88	285,00 361,88	285,00 361,88	285,00 361,88	285,00 361,88	285,00 361,88	285,39 362,36
U-K	290,00 412,41	285,00 413,60	285,00 424,14	263,33 395,80	260,00 395,03	260,00 399,99	260,00 395,63	264,79 401,05	265,00 409,11	265,00 409,70	265,00 416,59	262,00 418,26	268,76 407,61

MN / 100 Kg €/ 100 Kg	PG8		Emmental		Emmenthal			Emmentaler					
	janv-99	févr-99	mars-99	avr-99	mai-99	juin-99	juil-99	août-99	sept-99	oct-99	nov-99	déc-99	1999
ex PG 7													
Deutschland	800,00 408,71	796,25 407,12	794,81 406,38	789,83 403,84	772,45 394,95	773,53 395,50	765,97 391,63	774,84 396,17	777,15 397,35	778,00 397,79	778,00 397,79	779,60 398,61	781,70 399,65
España	105.628 634,43	105.630 634,85	105.630 634,85	106.892 642,43	107.207 644,33	107.207 644,33	107.207 644,33	107 207 644,33	107 207 644,33	107 299 644,89	107.390 645 43	107.200 644,28	106.809 641,90
France	2.956,0 450,16	2.894,5 441,26	2.959,0 451,10	2.945,1 448,98	2.952,1 450,04	2.944,0 448,81	2 944,0 448,81	2.942,1 448,53	2.943,0 448,66	2 943,0 448,66	2 823,0 430,36	3.031,0 462,07	2.939,7 448,12
Osterreich	4.800,0 348,56	4.800,0 348,83	4.800,0 348,83	4.800,0 348,83	4 800,0 348,83	4 800,0 348,83	4 800,0 348,83	4.800,0 348,83	4 800,0 348,83	4.800,0 348 83	4.800,0 348,83	4.800,0 348,83	4.800,0 348,81
Suomi Finland	2.882,1 484,37	2.911,3 489,65	2.891,3 486,29	2.850,0 479,31	2.780,5 467,60	2.846,4 478,56	2.655,4 446,54	2.164,2 363,89	2 103,0 353,63	2.158,8 363,02	2.189,0 368,09	2.163,2 363,82	2 549,6 428,73
CEE	465,42	464,14	464,66	464,73	461,31	463,11	456,03	440,37	438,61	440,08	438,10	443,52	453,34

MN / 100 Kg € / 100 Kg	0405 10 19												2000
	PG6	Beurre			Butter				Markenbutter				
	Boter												
	Mantequilla												
	janv-00	févr-00	mars-00	avr-00	mai-00	juin-00	juil-00	août-00	sept-00	oct-00	nov-00	déc-00	2000
Belgique	12.335,0 305,78	11 972,5 297,36	13.536,0 335,55	11.993,8 297,32	12.278,8 304,38	12.634,0 313,19	12.878,8 319,26	13.022,0 322,81	13.150,0 325,98	13 280,0 329,20	13 248,0 328,41	13.196,3 327,13	12.793,8 317,20
Danmark	2.810,00 377,49	2.810,00 377,44	2.810,00 377,32	2.810,00 377,14	2.810,00 376,87	2.810,00 376,63	2.810,00 376,73	2.810,00 376,79	2.810,00 376,56	2.810,00 377,30	2.810,00 376,92	2.810,00 376,74	2.810,00 376,99
Deutschland	639,00 326,72	633,00 317,37	629,00 321,60	628,00 321,09	628,00 321,09	636,40 325,38	663,50 339,24	685,00 350,23	695,00 355,35	695,00 355,35	691,00 353,30	690,00 352,79	659,41 336,63
Ellas	142 325 429,8925	143.750 431,645	144.400 432,46	149.125 444,8525	151.550 450,3575	151.580 450,182	151.500 449,755	151.500 449,186	151.500 447,37	151 500 446,3325	151.500 445,422	151 500 444,655	149.311 443,50917
España	48.702 294,79	48.451 293,70	48.304 290,32	48.273 290,13	48.473 291,33	48.081 288,97	49.537 297,72	50.309 302,37	51.875 311,78	52.063 312,90	52.734 316,94	52.392 314,88	48.946 294,56
France	1 975,00 301,09	1.935,25 295,03	1.925,00 293,46	1.925,50 293,54	1.941,75 296,02	1.982,00 302,16	2.063,75 314,62	2.116,00 322,58	2.148,25 327,50	2.166,25 330,24	2.160,00 329,29	2.147,50 327,38	2.040,42 311,06
Ireland	231,00 293,31	230,75 294,29	230,00 292,04	230,00 292,04	230,00 292,04	230,00 12.634,00	230,00 12.878,75	230,00 13.022,00	232,50 13.150,00	240,00 13.280,00	238,00 13.248,00	230,00 13.196,25	231,85 7.739,39
Italia	500.250 258,36	481.225 248,53	478.080 246,91	475.600 245,63	475.600 245,63	479.060 247,42	494.300 255,28	494.800 255,54	511 800 264,32	511.800 264,32	511.800 264,32	511.800 264,32	493 843 255,05
Nederland	661,75 300,57	655,00 297,55	657,00 298,13	662,50 300,63	671,25 304,60	691,00 313,56	712,50 323,32	723,00 328,08	737,50 334,67	740,00 335,80	736,00 333,98	722,50 327,86	697,50 316,56
Osterreich	4 500,00 327,03	4.473,75 318,63	4.465,00 324,48	4.465,00 324,48	4.465,00 324,48	4.465,00 324,48	4.545,00 330,30	4.656,00 338,37	4 742,50 344,65	4 790,00 348,10	4.790,00 348,10	4 790,00 348,10	4 595,60 333,43
Suomi Finland	1 792,86 301,54	1.766,90 297,17	1.757,07 295,52	1.755,61 295,27	1.766,36 297,08	1.786,45 300,46	1.795,11 301,92	1.870,00 314,51	1.860,86 312,98	1.889,33 317,76	1.867,27 314,05	1.853,86 311,80	1.813,47 305,00
Sweden	3.328,50 387,16	3.325,00 390,46	2.866,40 341,22	2.750,00 332,84	2.943,75 358,66	2.750,00 330,19	2.750,00 327,29	2.750,00 327,59	3.325,00 395,17	3.325,00 389,95	3.325,00 385,83	3.325,00 382,68	3.063,64 362,42
U-K	186,00 300,02	177,50 291,94	176,00 288,33	175,25 292,55	171,25 288,00	175,00 278,53	195,00 312,89	195,00 320,72	196,50 323,26	196,50 333,04	192,00 320,30	186,00 302,19	185,17 304,31
CEE	320,31	310,57	318,80	312,35	312,30	318,98	314,04	319,80	326,62	333,47	331,46	324,48	321,46

MN / 100 Kg € / 100 Kg	0405 10 90												2000
	PG7	Butteroil			Butteroeel				Boterolie				
	janv-00	févr-00	mars-00	avr-00	mai-00	juin-00	juil-00	août-00	sept-00	oct-00	nov-00	déc-00	2000
Ireland	285,00 361,88	284,75 361,56	284,00 360,61	284,00 360,61	284,00 360,61	284,00 360,61	284,00 360,61	284,00 360,61	284,00 360,61	289,00 366,96	292,60 371,52	283,00 359,34	285,20 362,13
U-K	257,00 414,91	251,75 409,72	245,00 401,37	239,00 399,87	243,50 408,29	246,00 391,51	258,75 415,16	259,00 425,98	256,00 421,14	256,00 433,91	254,40 424,39	254,00 412,67	251,70 413,24

MN / 100 Kg € / 100 Kg	0406 90 13												2000
	PG8	Emmental			Emmenthal				Emmentaler				
ex PG 7	janv-00	févr-00	mars-00	avr-00	mai-00	juin-00	juil-00	août-00	sept-00	oct-00	nov-00	déc-00	2000
Deutschland	780,00 398,81	782,25 399,96	783,00 400,34	780,75 399,19	781,50 399,58	783,00 400,34	784,50 401,11	795,00 406,48	800,00 409,03	801,25 409,67	806,80 412,51	811,75 415,04	790,82 404,34
España	107.200 644,28	107.200 644,28	107.200 644,28	107.200 644,28	107.910 648,56	108.145 649,96	108.143 649,95	108.143 649,95	108.143 649,95	108.143 649,95	107.954 648,82	107.828 648,06	107.767 647,69
France	3 006,0 458,26	3.015,0 459,63	2.995,0 456,58	3.003,3 457,84	2.999,0 457,19	3.029,4 461,83	3.012,0 459,18	2.924,0 445,76	2.989,0 455,67	3.000,0 457,35	3 031,0 462,07	3.074,0 468,63	3.006,5 458,33
Osterreich	4.800,0 348,83	4.800,0 348,83	4.800,0 348,83	4.800,0 348,83	4.800,0 348,83	4.800,0 348,83	4.800,0 348,83	4.800,0 348,83	4.800,0 348,83	4 800,0 348,83	4.800,0 348,83	4.800,0 348,83	4.800,0 348,83
Suomi Finland	2.170,2 365,00	2.133,3 358,80	2.077,6 349,42	2.098,8 352,99	2.183,7 367,27	2.167,7 364,58	2.162,8 363,75	2.200,3 370,06	2 147,9 361,26	2 064,3 347,19	2.124,2 357,27	2.203,6 370,62	2.144,5 360,68
CEE	443,04	442,30	443,44	440,63	450,14	449,95	421,74	458,58	432,27	428,80	442,60	442,19	442,08

MN / 100 Kg € / 100 Kg	PG6		Beurre		Butter			Markenbutter					
	90 / 91	91 / 92	92 / 93	93 / 94	94 / 95	95 / 96	96 / 97	97 / 98	98 / 99	99 / 00	00 / 01	01 / 02	02 / 03
Belgique	13.028,8 268,74	13.185,2 271,54	13.053,6 268,83	12.762,8 259,99	12.815,9 283,10	13.154,9 332,87	12.724,3 318,27	13.834,1 337,98	13 156,1 323,64	12 295,8 304,85			
Danmark	2.572,71 286,96	2.517,43 280,34	2.500,00 278,40	2.460,00 264,44	2.450,86 284,61	2.365,28 315,37	2.510,14 334,68	2.910,00 384,81	2.841,72 378,95	2.810,00 377,50			
Deutschland	641,20 272,77	654,57 278,02	636,79 270,50	625,30 265,61	638,65 294,98	658,70 345,51	630,10 324,95	695,00 350,32	660,37 335,11	627,51 320,37			
Ellas	75 753 369,76	86 408 340,25	102 963 344,72	124 708 376,99	130 667 398,88	125 961 407,31	129 318 414,80	129 000 374,49	134 030 404,64	144 574 436,87			
España	41 548 268,48	41 517 269,65	41 700 257,33	47 141 247,76	49 125 270,98	52 204 316,00	48 940 296,01	53 842 319,91	49 062 294,20	48 621 287,12			
France	2.124,48 269,48	2.180,59 276,17	2.125,52 269,20	2.094,12 262,70	2.145,47 292,90	2.190,57 331,38	2.073,68 313,70	2.271,41 339,64	2.103,57 317,43	1.960,49 298,87			
Irland	237,70 270,93	230,38 262,18	236,00 259,09	241,67 247,52	248,28 274,80	260,12 313,60	234,17 293,85	254,50 319,51	241,82 305,25	230,64 1.457,29			
Italia	389.333 221,35	261.423 234,78	263.878 234,36	514 757 230,43	585.025 256,37	621.878 292,06	438.836 265,79	557 663 282,51	528.335 270,09	485.819 251,42			
Nederland	704,64 266,06	716,39 270,06	708,80 267,23	682,69 257,37	693,03 284,20	709,48 331,50	689,75 316,80	746,29 333,77	711,91 320,59	668,15 303,24			
Osterreich	- -	- -	- -	- -	4.328,89 306,67	4.568,59 340,66	4 372,75 340,66	4.845,62 320,50	4.641,75 334,82	4.437,45 321,99			
Suomi Finland	- -	- -	- -	- -	1.977,62 327,23	1.991,31 336,95	2.003,04 336,95	2.003,00 332,28	1 944,95 324,79	1.773,59 298,27			
Sweden	- -	- -	- -	- -	2.837,51 287,20	3.106,73 337,92	3.058,12 337,92	3.157,42 350,97	3 334,93 369,73	3.157,19 368,81			
U-K	196,68 258,89	213,45 268,25	231,13 258,53	233,56 253,05	253,64 284,89	276,15 324,42	237,81 300,73	228,67 337,59	213,69 314,09	184,11 292,85			
CEE	275,69	275,07	270,82	267,44	291,79	332,73	322,23	344,82	332,08	318,01			

MN / 100 Kg € / 100 Kg	PG7		Butteroil		Butteroeel			Boterolie					
	90 / 91	91 / 92	92 / 93	93 / 94	94 / 95	95 / 96	96 / 97	97 / 98	98 / 99	99 / 00	00 / 01	01 / 02	02 / 03
Irland	295,60 336,90	277,60 315,87	290,44 318,84	297,17 304,37	304,90 337,84	318,69 384,20	288,82 362,48	314,73 395,14	298,22 376,44	284,64 361,43			
U-K	252,75 332,72	274,58 345,15	306,26 342,44	302,17 327,40	319,70 359,98	365,29 429,10	313,10 395,67	296,96 438,41	285,32 419,45	255,28 405,83			

MN / 100 Kg € / 100 Kg	PG8		Emmental		Emmenthal			Emmentaler					
	90 / 91	91 / 92	92 / 93	93 / 94	94 / 95	95 / 96	96 / 97	97 / 98	98 / 99	99 / 00	00 / 01	01 / 02	02 / 03
ex PG 7													
Deutschland	844,14 359,10	851,69 361,77	860,38 365,46	855,44 363,37	821,33 379,63	815,63 427,68	806,57 416,10	802,44 404,47	795,37 403,76	778,47 398,03			
España	105.313 680,46	106 701 693,04	108.941 673,75	113.931 597,44	117.256 645,83	109.542 663,09	109.601 662,92	110 401 655,84	106 693 637,51	107 372 645,32			
France	2 934,10 372,16	2.986,08 378,19	3 027,05 383,37	3.003,36 376,76	2.959,56 403,14	2.937,70 444,42	2.921,44 441,95	2 949,43 441,02	2 949,24 445,29	2.969,08 452,63			
Osterreich	- -	- -	- -	- -	4.872,65 345,69	4.732,38 352,75	4.834,42 352,75	4 800,00 354,42	4 800,00 346,36	4 800,00 348,83			
Suomi Finland	- -	- -	- -	- -	2.773,21 459,76	2 735,51 462,86	2.766,11 462,86	2.842,00 458,86	2 862,41 478,11	2 191,72 368,59			
CEE	473,19	477,70	474,19	445,87	453,63	470,16	466,88	457,11	461,28	443,91			

MN / 100 Kg € / 100 Kg	PG6		Beurre			Butter		Markenbutter			0405 10 19		
	1990	1991	1993	1994	1995	1996	1997	1998	1999	2000			
Belgique	13.161,9 272,12	13.126,3 270,33	12.905,3 264,91	12.645,1 256,46	13.230,8 325,28	12.695,7 320,82	13.516,2 332,72	13.834,7 338,01	12.311,3 305,15	12.818,1 317,80			
Danmark	2.695,83 301,39	2.499,93 278,39	2.475,00 271,51	2.460,00 263,15	2.400,86 309,76	2.389,84 318,65	2.725,81 362,30	2.891,72 382,56	2.810,00 377,89	2.810,00 376,99			
Deutschland	649,73 276,90	654,87 278,15	629,54 267,41	627,13 266,39	659,93 337,89	629,09 328,56	669,62 340,10	697,90 351,87	622,48 318,25	659,48 336,70			
Elias	74.879 366,14	79.627 348,15	113.643 356,98	130.875 381,57	128.707 419,01	127.155 407,86	130.943 420,01	128.647 383,09	140.545 431,45	149.344 443,57			
España	42.598 275,81	41.436 268,30	44.776 250,08	47.508 247,09	53.081 314,49	49.091 297,16	51.611 310,38	53.496 318,93	48.551 286,99	49.016 294,95			
France	2.119,96 270,38	2.181,19 276,25	2.108,40 265,93	2.079,88 260,57	2.250,87 335,90	2.062,47 312,01	2.229,79 335,41	2.235,86 334,35	1.972,67 300,70	2.040,83 311,12			
Irland	238,59 273,38	234,14 266,47	242,09 252,34	241,52 247,35	264,19 315,76	244,85 296,04	240,17 314,26	251,85 317,07	231,29 293,67	231,87 7.897,83			
Italia	400.177 229,14	412.182 234,00	498.457 227,23	538.116 233,77	649.745 293,66	546.464 267,13	487.386 292,21	561.278 284,38	492.651 254,41	493.619 254,93			
Nederland	710,68 268,97	711,70 268,32	692,33 261,00	682,83 257,42	710,86 323,41	684,76 318,81	734,69 331,72	752,07 336,50	670,74 304,35	697,83 316,71			
Osterreich	- -	- -	- -	- -	4.527,36 329,67	4.340,76 322,22	4.654,58 336,03	4.865,92 348,70	4.399,79 319,72	4.595,48 333,47			
Suomi Finland	- -	- -	- -	- -	1.980,06 332,20	2.001,52 334,63	2.003,02 332,28	2.003,21 332,33	1.830,66 307,83	1.813,99 305,09			
Sweden	- -	- -	- -	- -	2.922,56 300,63	3.155,85 358,57	3.019,45 343,98	3.293,48 369,09	3.327,94 376,75	3.052,81 361,17			
U-K	196,20 261,47	204,93 263,13	240,80 254,96	236,01 252,21	277,67 328,78	256,41 305,02	233,58 321,11	222,80 323,72	196,23 297,54	185,12 304,13			
CEE	279,75	275,16	267,24	268,13	328,19	322,12	336,68	342,16	321,03	321,67			

MN / 100 Kg € / 100 Kg	PG7		Butteroil			Butteröl		Boterolle			0405 10 90		
	1990	1991	1993	1994	1995	1996	1997	1998	1999	2000			
Irland	294,91 337,93	294,60 335,24	298,61 311,24	296,13 303,28	323,62 387,19	301,02 363,96	295,92 387,32	312,71 393,68	285,39 362,36	285,27 362,22			
U-K	253,71 334,64	263,07 337,90	314,37 332,82	298,69 319,30	358,76 425,23	342,83 407,76	301,83 414,79	294,59 428,00	268,76 407,61	251,65 413,05			

MN / 100 Kg € / 100 Kg	PG8		Emmental			Emmenthal		Emmentaler			0406 90 13		
	1990	1991	1993	1994	1995	1996	1997	1998	1999	2000			
ex PG 7													
Deutschland	846,00 360,54	843,29 358,19	860,81 365,65	833,93 354,23	822,49 420,92	815,53 425,90	795,22 404,07	798,82 402,75	781,70 399,65	790,90 404,38			
España	106.490 687,94	105.132 680,75	110.289 615,88	116.344 605,10	114.237 676,04	109.314 661,71	91.772 663,68	109.983 654,46	106.809 641,90	107.775 647,74			
France	2.955,63 377,04	2.958,42 374,69	3.020,12 380,93	2.981,73 373,56	2.943,57 439,30	2.933,36 443,76	2.930,11 440,86	2.960,59 442,73	2.939,74 448,12	3.005,58 458,20			
Osterreich	- -	- -	- -	- -	4.763,40 346,37	4.828,91 358,42	4.809,42 347,32	4.800,00 343,98	4.800,00 348,81	4.800,00 348,83			
Suomi Finland	- -	- -	- -	- -	2.755,33 462,66	2.747,51 459,32	2.781,43 464,17	2.877,77 477,42	2.549,61 428,73	2.144,37 360,66			
CEE	447,17	471,22	454,16	443,46	469,02	469,83	464,04	461,91	453,34	442,52			

MN / 100 Kg € / 100 Kg	PG9		Bleu d'auvergne			Blue-veined cheese			Danablu 50 %				
	Gorgonzola												0406 40 90
ex PG 8	janv-99	févr-99	mars-99	avr-99	mai-99	juin-99	juil-99	août-99	sept-99	oct-99	nov-99	déc-99	1999
Danmark	3.350,00 450,19	3.350,00 450,56	3.350,00 450,73	3.350,00 450,72	3.350,00 450,68	3.350,00 450,52	3.350,00 450,38	3.350,00 450,39	3.350,00 450,64	3.350,00 450,67	3.350,00 450,46	3.350,00 450,25	3.350,00 450,52
France	-	-	-	-	-	-	-	-	-	-	-	-	-
Italia	608.548 313,96	588.333 303,85	585.000 302,13	574.211 296,56	558.750 288,57	555.000 286,63	555.000 286,63	592.778 306,14	604.583 312,24	605.000 312,46	605.000 312,46	605.000 312,46	586.434 302,84
Osterreich	6.550,00 475,64	6.550,00 476,01	6.550,00 476,01	6.550,00 476,01	6.550,00 476,01	6.550,00 476,01	6.550,00 476,01	6.550,00 476,01	6.550,00 476,01	6.550,00 476,01	6.550,00 476,01	6.550,00 476,01	6.550,00 475,98
Sweden	6.666,5 730,83	6.230,3 699,24	6.662,5 745,80	6.674,0 748,16	6.656,2 743,83	6.593,6 749,30	6.556,2 750,62	6.663,8 760,81	6.762,8 780,93	6.692,8 766,41	6.579,4 763,08	6.567,0 764,74	6.608,8 750,31
U-K	499,00 709,64	499,00 724,17	499,00 742,61	499,00 750,05	499,00 758,15	499,00 767,67	499,00 759,31	499,00 755,78	499,00 770,37	499,00 771,47	499,00 784,45	499,00 796,64	499,00 757,52
CEE	535,99	530,59	543,56	543,17	543,24	546,00	544,54	547,36	558,23	555,71	557,29	560,02	547,14

	janv-99	févr-99	mars-99	avr-99	mai-99	juin-99	juil-99	août-99	sept-99	oct-99	nov-99	déc-99	1999
Danmark													
Esrom 45 %	3.075,00 413,23	3.075,00 413,58	3.075,00 413,73	3.075,00 413,72	3.075,00 413,68	3.075,00 413,54	3.075,00 413,41	3.075,00 413,42	3.075,00 413,65	3.075,00 413,68	3.075,00 413,49	3.075,00 413,28	3.075,00 413,53
Italia													
Grana padano	1.095.461 565.168	1.098.300 567.225	1.103.867 570,1	1.099.005 567.589	1.074.050 554.701	1.068.441 551.804	1.073.300 554.313	1.226.633 633.503	1.302.510 672.69	1.311.600 677.385	1.232.300 636,43	1.191.600 615,41	1.156.422 597,19
Parmigiano	1.603.581 827.277	1.546.200 798.546	1.531.233 790,816	1.489.916 769,478	1.452.000 749,895	1.416.478 731,55	1.403.700 724,951	1.539.267 794,965	1.625.000 839,242	1.641.750 847,893	1.589.740 821,032	1.555.000 803,09	1.532.822 791,56
Pecorino (romano-sa)	-	-	-	-	-	-	-	-	-	-	-	-	-
Pecorino	1.125.000 580,401	1.125.000 581,014	1.125.000 581,014	1.125.000 581,014	1.062.500 548,735	1.025.000 529,368	1.025.000 529,368	1.025.000 529,368	1.080.000 557,773	1.175.000 606,837	1.175.000 606,84	1.175.000 606,84	1.103.542 569,88
Provolone	912.500 470,77	912.500 471,267	912.500 471,267	912.500 471,267	901.667 465,672	897.500 463,52	897.500 463,52	910.833 470,407	944.500 487,794	965.000 498,381	965.000 498,38	965.000 498,38	924.750 477,55
Asiago	1.075.000 554,605	1.075.000 555,191	1.075.000 555,191	1.075.000 555,191	1.074.167 554,761	1.055.000 544,862	1.055.000 544,862	1.055.000 544,862	1.055.000 544,862	1.055.000 544,862	1.089.000 562,418	1.105.000 570,68	1.070.264 552,7
Mozzarella	737.500 380,49	737.500 380,89	737.500 380,89	737.500 380,89	737.500 380,89	737.500 380,89	737.500 380,89	757.500 391,22	757.500 391,22	757.500 391,22	737.500 380,89	737.500 380,89	742.500 383,44
Italico	702.500 362,43	702.500 362,81	702.500 362,81	702.500 362,81	702.500 362,81	702.500 362,81	702.500 362,81	712.500 367,98	712.500 367,98	712.500 367,98	712.500 367,98	712.500 367,98	706.667 364,93
Riccota salata	475.000 245,06	475.000 245,32	475.000 245,32	475.000 245,32	443.750 229,18	425.000 219,49	425.000 219,49	425.000 219,49	425.000 219,49	425.000 219,49	425.000 219,49	425.000 219,49	443.229 228,89
Ellas													
Kasseri	201.058 619,49	204.200 634,34	204.200 632,85	204.200 627,61	204.183 627,80	204.180 629,64	204.180 628,44	204.200 625,60	204.200 624,47	204.180 620,53	206.200 627,24	209.200 636,25	204.515 627,86
Feta	135.523 417,54	135.600 421,24	136.740 423,77	138.500 425,68	138.133 424,71	137.620 424,39	137.820 424,19	138.540 424,44	138.820 424,53	139.600 424,27	140.420 427,14	140.500 427,31	138.151 424,10
España													
Manchego	170.732 1.025,46	170.733 1.026,13	170.708 1.025,98	170.757 1.026,27	170.747 1.026,21	170.745 1.026,20	170.760 1.026,29	170.770 1.026,35	170.770 1.026,35	170.770 1.026,35	170.770 1.026,35	170.726 1.026,08	170.749 1.026,17

MN / 100 Kg € / 100 Kg	PG9		Bleu d'auvergne			Blue-veined cheese			Danablu 50 %				
	Gorgonzola												0406 40 90
ex PG 8	janv-00	févr-00	mars-00	avr-00	mai-00	juin-00	juil-00	août-00	sept-00	oct-00	nov-00	déc-00	2000
Danmark	3.350,00 450,02	3.350,00 449,97	3.350,00 449,82	3.350,00 449,62	3.350,00 449,29	3.350,00 449,01	3.350,00 449,13	3.350,00 449,19	3.350,00 448,92	3.350,00 449,81	3.350,00 449,35	3.350,00 449,13	3.350,00 449,44
France	-	-	-	-	-	-	-	-	-	-	-	-	-
Italia	605.000 312,46	597.500 308,58	595.000 307,29	585.000 302,13	575.000 296,96	567.000 292,83	570.000 294,38	575.000 296,96	602.500 311,17	605.000 312,46	605.000 312,46	605.000 312,46	590.583 305,01
Osterreich	6.550,00 476,01	6.550,00 476,01	6.550,00 476,01	6.550,00 476,01	6.550,00 476,01	6.550,00 476,01	6.550,00 476,01	6.550,00 476,01	6.550,00 476,01	6.550,00 476,01	6.550,00 476,01	6.550,00 476,01	6.550,00 476,01
Sweden	6.672,8 776,14	6.545,8 768,73	6.458,4 768,84	6.621,3 801,41	6.605,8 804,86	6.494,6 779,85	6.532,3 777,41	6.707,4 799,00	6.596,5 783,95	6.715,3 787,55	6.687,0 775,96	6.688,5 769,71	6.610,5 782,78
U-K	499,00 805,60	499,00 812,13	499,00 817,48	499,00 834,88	499,00 836,84	499,00 794,16	499,00 800,67	499,00 820,71	499,00 820,89	499,00 845,77	499,00 832,40	499,00 810,71	499,00 819,35
CEE	610,81	563,08	566,30	620,41	622,35	582,98	639,04	746,59	645,42	703,25	646,49	700,67	616,78

	janv-00	févr-00	mars-00	avr-00	mai-00	juin-00	juil-00	août-00	sept-00	oct-00	nov-00	déc-00	2000
Danmark													
Esrom 45 %	3.075,00 413,08	3.075,00 413,03	3.075,00 412,90	3.075,00 412,70	3.075,00 412,41	3.075,00 412,15	3.075,00 412,26	3.075,00 412,32	3.075,00 412,07	3.075,00 412,88	3.075,00 412,48	3.075,00 412,26	3.075,00 412,54
Italia													
Grana padano	1.175.775 607,2375	1.128.300 582,72	1.130.640 583,928	1.127.450 582,28	1.122.500 579,72	1.119.320 578,08	1.118.300 577,555	1.121.320 579,112	1.154.125 596,055	1.158.300 598,21	1.158.300 598,21	1.158.300 598,21	1.139.386 588,44313
Parmigiano	1.542.500 796,635	1.505.575 777,5675	1.508.500 779,076	1.498.750 774,04	1.475.275 761,9175	1.457.700 752,838	1.471.525 759,9775	1.482.460 765,622	1.560.575 805,9675	1.561.200 806,29	1.561.200 806,29	1.561.200 806,29	1.515.538 782,70925
Pecorino (romano-s)	-	-	-	-	-	-	-	-	-	-	-	-	-
Pecorino	1.141.250 589,41	1.040.000 537,12	1.060.000 547,448	1.040.000 537,12	1.040.000 537,12	1.040.000 537,12	1.052.500 543,575	1.068.500 551,836	1.200.625 620,0725	1.240.000 640,41	1.240.000 640,41	1.240.000 640,41	1.116.906 576,83763
Provolone	965.000 498,38	965.000 498,38	965.000 498,38	963.300 497,5	961.600 496,62	961.600 496,62	961.600 496,62	961.600 496,62	972.850 502,4325	976.600 504,37	976.600 504,37	976.600 504,37	967.279 499,55521
Asiago	1.105.000 570,68	1.120.000 578,4275	1.125.000 581,01	1.125.000 581,01	1.125.000 581,01	1.125.000 581,01	1.125.000 581,01	1.125.000 581,01	1.139.750 588,6325	1.155.000 596,51	1.155.000 596,51	1.155.000 596,51	1.131.646 584,44417
Mozzarella	742.500 383,47	757.500 391,22	748.500 386,57	757.500 391,22	757.500 391,22	757.500 391,22	757.500 391,22	757.500 391,22	864.375 446,42	777.500 401,55	777.500 401,55	777.500 401,55	769.406 397,37
Italico	712.500 367,98	-	-	-	-	-	-	-	-	-	-	-	712.500 367,98
Riccota salata	441.250 227,88	451.250 233,05	443.500 229,05	412.500 213,04	412.500 213,04	418.500 216,14	427.500 220,79	428.500 221,31	415.625 214,66	432.500 223,37	432.500 223,37	432.500 223,37	429.052 221,59
Elias													
Kasseri	209.200 631,89	209.200 628,18	209.200 626,53	209.200 624,07	209.200 621,67	209.200 621,31	209.200 621,05	209.200 620,27	209.200 617,75	209.200 616,32	209.200 615,07	209.200 614,01	209.200 621,51
Feta	141.450 427,25	141.950 426,24	143.680 430,30	146.025 435,61	145.500 432,38	145.580 432,36	145.500 431,94	145.500 431,40	145.500 429,65	145.500 428,66	145.500 427,78	145.500 427,05	144.765 430,05
España													
Manchego	171.275 1.029,38	171.385 1.030,04	171.385 1.030,04	171.385 1.030,04	171.385 1.030,04	171.381 1.030,02	171.379 1.030,01	171.379 1.030,01	171.318 1.029,64	171.256 1.029,27	171.256 1.029,27	171.256 1.029,27	171.337 1.029,75

MN / 100 Kg € / 100 Kg	PG9		Bleu d'auvergne			Blue-veined cheese			Danablu 50 %				
	Gorgonzola										0406 40 90		
ex PG 8	90 / 91	91 / 92	92 / 93	93 / 94	94 / 95	95 / 96	96 / 97	97 / 98	98 / 99	99 / 00	00 / 01	01 / 02	02 / 03
Danmark	3 250,00 362,47	3 250,00 361,92	3.330,00 370,83	3.350,00 360,11	3.350,00 389,74	3.350,00 446,67	3.350,00 446,67	3.350,00 442,99	3 350,00 446,78	3 350,00 450,04			
France	3.553,30 451,45	3.537,69 448,06	- -	- -	- -	- -	- -	- -	- -	- -			
Italia	509 098 289,44	302.073 284,78	281 708 268,98	603.388 270,32	617.291 270,58	668.828 314,94	621.967 312,84	585 722 296,73	590 162 301,83	588.255 303,81			
Osterreich	- -	- -	- -	- -	6.232,73 442,87	6.558,87 488,90	6.550,00 488,90	6.550,00 480,19	6.550,00 472,64	6.550,00 476,01			
Sweden	- -	- -	- -	- -	6.454,99 654,70	6.575,97 714,43	6.525,23 714,43	6.573,07 748,62	6.607,19 733,32	6.585,53 771,84			
U-K	352,66 464,22	377,71 474,80	411,17 460,88	439,00 475,68	448,49 503,30	480,91 564,84	489,67 620,98	499,00 736,69	499,00 734,24	499,00 794,06			
CEE	391,33	381,21	386,90	368,70	414,53	505,96	522,93	553,55	544,39	572,56			

	90 / 91	91 / 92	92 / 93	93 / 94	94 / 95	95 / 96	96 / 97	97 / 98	98 / 99	99 / 00	00 / 01	01 / 02	02 / 03
Danmark													
Esrom 45 %	2 975,00 331 80	2.975,00 331,30	3.055,00 340,21	3.075,00 330,55	3.075,00 357,75	3.075,00 410,00	3.075,00 410,00	3.075,00 406,63	3.075,00 410,10	3 075,00 413,10			
Italia													
Grana padano	1 023 182 581 77	983.199 554,47	1.127.953 527,73	1.255.560 561,56	1.657.566 727,75	1.668.537 784,64	1.282.588 645,04	1.085.727 550,03	1.084.349 554,72	1.168.679 603,56			
Parmigiano	1 148.563 653,31	1.166.711 662,36	1 169.047 584,89	1.359.562 607,79	2.033.789 893,73	2.153.062 1.013,31	1.874.842 1.025,98	1.822.822 923,45	1.618.512 827,38	1.519.460 784,74			
Pecorino (romano-sa)	811 667 461,50	807.389 458,37	795 469 400,04	798.710 357,82	805.000 351,85	- -	- -	- -	- -	- -	- -	- -	- -
Pecorino	937 583 533,08	975 845 554,00	991.225 498,15	1.042.654 466,94	1.079.780 473,27	1.378.695 649,50	1.331.705 669,68	1 065.000 539,53	1 076.736 550,90	1.084.340 560,02			
Provolone	862.440 490,38	847.933 481,38	867.664 434,15	950.373 425,58	1.052.786 461,94	1.005.745 473,38	949.744 477,85	914.056 463,06	909.386 465,18	951.134 491,22			
Asiago	780 167 443,59	814.198 470,70	969.618 461,07	1.053.957 471,91	1.115.733 489,19	1.100.827 518,36	1.075.370 540,98	1.086.538 550,44	1.074 482 549,63	1.094 434 565,22			
Mozzarella	693 529 394,33	672.290 381,67	656.799 329,44	707.048 316,66	762.208 334,17	792.992 373,50	781.822 393,28	740.611 375,20	737.500 377,26	745.330 384,93			
Italico	587 559 334,19	585.274 332,27	593.683 297,61	650.139 291,21	674.055 295,39	735.975 346,66	729.787 367,10	702.756 356,02	702.222 359,22	709.833 366,60			
Ricotta salata	335 431 190,71	353.636 200,77	475.953 236,86	448.039 200,92	410.482 179,74	408.812 192,69	420.649 211,60	475.000 240,64	468 229 239,49	427 453 220,76			
Elias													
Kasseri	100 671 491,35	115.271 453,83	135.540 454,18	162.080 489,95	183.569 561,08	170.237 551,00	163.367 524,02	195.502 567,57	199.835 603,06	207.215 626,25			
Feta	70 914 345,94	81.514 320,97	100.185 335,33	128.366 387,82	135.470 413,17	121.595 393,44	93.855 375,96	134.226 389,69	135.914 410,05	141.609 427,92			
España													
Manchego	148.031 956,47	161.057 1 046,13	172.723 1.067,88	175.930 922,67	183.211 1.009,11	173.326 1.049,20	168.987 1.022,12	170.425 1 012,41	170 661 1.019,75	171 058 1.028,08			

MN / 100 Kg	PG9		Bleu d'auvergne			Blue-veined cheese				Danablu 50 %		
€ / 100 Kg	Gorgonzola										0406 40 90	
ex PG 8	1990	1991	1993	1994	1995	1996	1997	1998	1999	2000		
Danmark	3 250,00 363,33	3 250,00 361,92	3.350,00 367,46	3.350,00 358,36	3.350,00 433,04	3.350,00 446,67	3.350,00 445,35	3.350,00 443,18	3.350,00 450,52	3 350,00 449,43		
France	3 519,83 447,54	3.550,90 450,86	- -	- -	- -	- -	- -	- -	- -	- -		
Italia	508 771 286,35	511.148 290,19	580.057 264,54	610.286 265,16	639.902 289,57	657.626 321,96	602.569 305,27	605.453 306,76	586.434 302,84	590 192 304,81		
Osterreich	- -	- -	- -	- -	6.398,70 466,19	6 550,00 486,18	6.550,00 473,02	6.550,00 469,39	6 550,00 475,98	6 550,00 476,01		
Sweden	- -	- -	- -	- -	6.522,69 670,97	6.555,22 744,79	6.530,22 743,81	6.618,93 741,85	6.608,75 750,31	6.608,63 782,64		
U-K	346,83 462,23	358,58 460,86	433,17 459,03	437,98 468,18	468,34 554,89	484,00 576,21	497,17 683,16	499,00 724,97	499,00 757,52	499,00 819,11		
CEE	388,69	388,17	363,68	363,91	482,81	515,16	539,06	549,07	547,14	616,24		

	1990	1991	1993	1994	1995	1996	1997	1998	1999	2000		
Danmark												
Esrom 45 %	2.975,00 332,59	2.975,00 331,30	3.075,00 337,29	3.075,00 328,94	3.075,00 397,49	3.075,00 410,00	3.075,00 408,79	3.075,00 406,80	3.075,00 413,53	3 075,00 412,54		
Italia												
Grana padano	1.035.918 587,76	993.454 564,00	1.135.399 517,69	1.446.346 627,90	1.754.303 793,38	1.490.995 728,47	1.190.423 603,07	1.087 918 551,20	1 156 422 597,19	1.138 848 588,17		
Parmigiano	1.141.658 685,49	1.152.118 654,07	1.211.261 552,19	1.657.090 718,98	2.221.064 1.004,76	2.091.648 1.024,02	1.865.268 1.031,46	1.839.107 931,79	1.532.822 791,56	1 514 533 782,19		
Pecorino (romano-s)	818.333 465,89	802.389 455,53	788.710 359,76	805.000 349,81	805.000 370,71	- -	- -	- -	- -	- -		
Pecorino	926.618 527,72	960.611 545,35	998.192 455,43	1.074.248 466,81	1.210.477 548,14	1.403.348 687,55	1.277.745 647,31	1.116 111 565,49	1 103 542 569,88	1 115 769 576,25		
Provolone	871 751 486,41	847.172 480,95	909.213 414,65	996.268 432,79	1.052.882 476,17	972.538 476,05	946.672 479,59	918.299 465,27	924.750 477,55	967.196 499,51		
Asiago	780.333 446,02	795.433 451,58	996.781 454,48	1.096.212 476,26	1.111.505 502,73	1.090.758 534,18	1.060.014 537,01	1.090 593 552,56	1 070.264 552,70	1 131.712 584,48		
Mozzarella	700 000 398,76	686.027 389,47	678.847 309,59	735.958 319,68	778.627 352,23	796.905 390,38	757.658 383,83	742.444 376,17	742 500 383,44	768 702 397,01		
Italico	588.268 334,86	587.394 333,47	622.559 283,94	661.796 287,55	705.520 319,08	742.952 363,95	710.384 359,88	704.752 357,07	706.667 364,93	712.500 367,98		
Ricotta salata	345.667 194,58	324.305 184,11	488.386 222,80	427.419 185,76	397.982 179,94	426.411 209,10	418.983 212,26	475.000 240,66	443.229 228,89	429 183 221,66		
Elias												
Kasseri	97.799 491,17	105.928 463,93	146.931 461,59	177.152 516,08	184.098 600,31	161.429 517,80	164.263 526,89	193.106 574,69	204 515 627,86	209.200 621,45		
Feta	67 322 339,98	76.405 334,48	111.910 351,43	139.237 405,92	130.204 424,41	115.910 371,79	61.092 383,23	133.396 397,06	138.151 424,10	144 788 430,08		
España												
Manchego	144.660 930,74	153.525 994,10	173.674 970,55	179.860 935,45	178.213 1.054,48	172.124 1.041,93	168.664 1 014,57	170.223 1.012,86	170.749 1.026,17	171 338 1 029,76		

MN / 100 Kg € / 100 Kg	PG16			Cheddar				0406 90 21					
	janv-99	févr-99	mars-99	avr-99	mai-99	juin-99	juli-99	août-99	sept-99	oct-99	nov-99	déc-99	1999
Belgique	12.098,2 299,47	12.075,0 299,33	12.040,0 298,46	11.905,0 295,12	4.802,0 536,62	11.666,0 289,20	11.340,0 281,11	11.323,0 280,69	11.475,0 284,46	11.690,0 289,79	11.757,0 291,45	11.853,0 293,83	11.168,7 311,63
Irlande	234,51 297,59	236,50 300,29	232,71 295,48	229,80 291,91	221,00 280,61	227,90 289,37	225,77 286,68	224,83 285,49	228,33 289,92	229,30 291,15	230,60 292,80	231,00 293,31	229,36 291,22
Nederland	-	-	-	-	-	-	-	-	-	-	-	-	-
Sweden	4.780,51 524,50	4.842,50 543,54	4.797,50 537,00	4.788,60 536,82	4.802,00 536,62	4.727,80 537,31	4.762,60 545,38	4.811,00 549,19	4.804,00 554,80	4.812,20 551,05	4.824,80 559,60	4.798,40 558,78	4.795,99 544,55
U-K	330,00 469,30	330,00 478,91	330,00 491,11	330,00 496,02	330,00 501,38	330,00 507,68	330,00 502,15	330,00 499,82	330,00 509,46	330,00 510,19	330,00 518,77	330,00 526,83	330,00 500,97
CEE	499,32	511,08	513,03	514,09	518,57	522,37	523,68	524,05	532,46	531,14	539,19	542,81	522,65

MN / 100 Kg € / 100 Kg	PG19			Gouda				0406 90 78					
	janv-99	févr-99	mars-99	avr-99	mai-99	juin-99	juli-99	août-99	sept-99	oct-99	nov-99	déc-99	1999
Belgique	12.695,0 314,24	12.690,0 314,58	12.648,3 313,55	12.489,0 309,59	12.405,0 307,51	12.306,0 305,06	12.103,0 300,03	12.006,0 297,62	12.051,0 298,74	12.238,0 303,37	12.680,0 314,33	12.743,0 315,89	12.421,2 307,88
Deutschland	626,00 319,82	612,50 313,17	596,77 305,13	584,00 298,59	569,35 291,11	533,33 272,69	520,00 265,87	521,48 266,63	549,46 280,94	555,00 283,77	573,00 292,97	575,00 293,99	567,99 290,39
Nederland	-	-	-	563,00 255,48	543,83 246,78	527,80 239,51	527,00 239,14	541,60 245,77	560,00 254,14	582,40 264,30	604,00 274,08	604,00 274,08	561,51 254,81
Osterreich	4.523,00 328,44	4.523,00 328,70	4.523,00 328,70	4.513,80 328,03	4.500,00 327,03	4.500,00 327,03	4.500,00 327,03	4.500,00 327,03	4.500,00 327,03	4.500,00 327,03	4.500,00 327,03	4.500,00 327,03	4.506,90 327,51
Sweden	2.974,00 326,04	2.974,00 333,81	2.974,00 332,90	2.974,00 333,86	3.184,25 356,30	3.185,75 360,83	4.295,00 489,54	3.051,00 348,63	3.183,50 367,47	2.974,00 339,51	3.349,75 389,52	3.300,00 385,20	3.201,60 363,63
CEE	322,14	322,56	320,07	305,11	305,75	301,02	324,32	297,14	305,66	303,60	319,59	319,24	308,84

MN / 100 Kg € / 100 Kg	PG20			Edam				0406 90 20					
	janv-99	févr-99	mars-99	avr-99	mai-99	juin-99	juli-99	août-99	sept-99	oct-99	nov-99	déc-99	1999
Deutschland	645,00 329,53	612,50 313,17	599,52 306,53	589,00 301,15	580,00 296,55	573,33 293,14	545,16 278,74	530,65 271,32	545,38 278,85	550,00 281,21	575,00 293,99	575,00 293,99	4.506,90 327,51
España	83.216 499,82	85.280 512,54	87.018 522,99	92.928 558,51	93.974 564,79	93.975 564,80	93.979 564,82	93.985 564,86	93.985 564,86	94.021 565,08	93.907 564,40	93.240 560,38	91.626 358,30
Nederland	-	-	-	-	-	-	-	-	-	-	-	-	-
Osterreich	4.523,00 328,44	4.523,00 328,70	4.523,00 328,70	4.513,80 328,03	4.500,00 327,03	4.500,00 327,03	4.500,00 327,03	4.500,00 327,03	4.500,00 327,03	4.500,00 327,03	4.500,00 327,03	4.500,00 327,03	4.506,90 327,51
Suomi Finland	2.155,99 362,34	2.165,00 364,13	2.188,00 368,00	2.163,00 363,79	2.159,67 363,15	2.164,20 363,92	2.155,80 362,50	2.151,40 361,77	2.143,20 360,39	2.035,00 342,19	2.100,80 353,27	1.986,80 334,09	2.130,74 358,30
Sweden	3.386,83 371,29	3.347,00 375,67	3.424,00 383,27	3.433,60 384,32	3.442,83 384,78	3.441,80 391,17	3.441,60 394,14	3.460,20 394,98	3.455,80 399,13	3.410,60 390,57	3.471,60 402,67	3.430,20 399,45	3.428,84 389,29
CEE	354,39	354,96	358,72	358,72	358,32	360,71	361,22	361,26	362,18	353,26	360,99	353,52	358,19

	MN / 100 Kg € / 100 Kg		PG16		Cheddar				0406 90 21				
	janv-00	févr-00	mars-00	avr-00	mai-00	juin-00	juil-00	août-00	sept-00	oct-00	nov-00	déc-00	2000
Belgique	11.885,0 294,62	11.927,5 295,67	12.008,0 297,67	12.057,5 298,90	12.387,5 307,08	12.660,0 313,83	12.868,8 319,01	13.290,0 329,45	13.600,0 337,14	13.700,0 339,61	13.955,0 345,93	14.350,0 355,73	12.890,8 319,55
Irlande	234,50 297,76	238,00 302,20	233,80 296,87	235,75 299,34	232,50 295,22	227,00 288,23	229,00 290,77	237,40 301,44	240,75 305,69	246,50 312,99	250,80 318,45	257,75 327,27	238,65 303,02
Nederland	-	-	-	-	-	-	-	-	-	-	-	-	-
Sweden	4.655,25 541,55	4.800,50 563,77	4.801,40 571,67	4.739,50 573,64	4.792,75 583,88	4.794,00 575,62	4.722,75 562,05	4.871,60 580,32	5.006,50 595,04	4.930,00 578,21	5.154,80 598,07	5.091,00 585,98	4.863,34 575,82
U-K	330,00 532,76	330,00 537,08	330,00 540,62	330,00 552,13	330,00 553,42	330,00 525,19	330,00 529,51	330,00 542,75	330,00 542,87	330,00 559,33	330,00 550,49	330,00 536,14	330,00 541,86
CEE	416,51	424,68	417,16	430,58	426,50	399,31	425,36	438,62	445,35	447,60	453,91	446,04	430,97

	MN / 100 Kg € / 100 Kg		PG19		Gouda				0406 90 78				
	janv-00	févr-00	mars-00	avr-00	mai-00	juin-00	juil-00	août-00	sept-00	oct-00	nov-00	déc-00	2000
Belgique	12.766,3 316,47	12.811,3 317,58	12.892,0 319,58	12.957,5 321,21	13.106,3 324,90	13.173,0 326,55	13.040,0 323,25	13.046,0 323,40	13.272,5 329,02	13.390,0 331,93	13.214,0 327,57	13.675,0 338,99	13.112,0 325,04
Deutschland	578,00 295,53	578,00 295,53	585,00 299,11	585,00 299,11	599,75 306,65	603,00 308,31	621,75 317,90	628,00 321,09	653,00 333,87	653,00 333,87	665,00 340,01	668,00 341,54	618,13 316,04
Nederland	620,00 281,34	628,00 284,97	628,00 284,97	628,00 284,97	642,00 291,33	642,00 291,33	643,00 291,78	658,00 298,59	658,00 298,59	658,00 298,59	674,00 305,85	674,00 305,85	647,42 293,79
Osterreich	4.500,00 327,03	4.500,00 327,03	4.500,00 327,03	4.500,00 327,03	4.475,00 325,21	4.240,00 308,13	4.200,00 305,23	4.200,00 305,23	4.200,00 305,23	4.200,00 305,23	4.200,00 305,23	4.200,00 305,23	4.326,25 314,40
Sweden	3.277,50 381,15	3.018,25 354,49	2.943,40 350,42	2.942,00 356,08	2.866,50 361,45	2.939,00 352,88	2.939,00 349,78	2.939,00 350,10	2.969,75 352,96	2.939,00 344,68	3.208,40 372,44	2.939,00 338,26	3.001,73 355,39
CEE	320,22	315,92	322,22	323,13	321,71	316,33	314,17	321,83	330,32	328,91	336,38	332,62	323,26

	MN / 100 Kg € / 100 Kg		PG20		Edam				0406 90 20				
	janv-00	févr-00	mars-00	avr-00	mai-00	juin-00	juil-00	août-00	sept-00	oct-00	nov-00	déc-00	2000
Deutschland	575,00 293,99	575,00 293,99	575,00 319,86	575,00 293,99	575,00 293,99	587,00 300,13	613,75 313,81	620,00 317,00	638,00 326,20	638,00 326,20	656,00 335,41	663,00 338,99	607,56 312,80
España	91.988 552,86	91.574 550,37	91.576 422,41	91.578 550,39	90.327 542,87	89.909 540,36	89.909 540,36	89.907 540,35	89.745 539,38	89.583 538,40	89.584 538,41	89.584 538,41	90.439 532,88
Nederland	-	-	-	-	-	-	-	-	-	-	-	-	-
Osterreich	4.500,00 327,03	4.500,00 327,03	4.500,00 333,07	4.500,00 327,03	4.475,00 325,21	4.240,00 308,13	4.200,00 305,23	4.200,00 305,23	4.200,00 305,23	4.200,00 305,23	4.200,00 305,23	4.200,00 305,23	4.326,25 314,91
Suomi Finland	2.069,61 348,09	1.890,00 317,88	1.942,66 326,73	2.014,80 338,87	2.144,57 360,69	2.241,40 376,98	2.240,49 376,82	2.214,24 369,92	2.169,38 364,86	2.230,47 375,14	2.212,00 372,03	2.238,24 376,45	2.133,99 358,91
Sweden	3.399,75 395,46	3.432,75 403,11	3.402,60 405,10	3.414,75 413,31	3.405,00 414,87	3.389,80 407,01	3.434,50 408,75	3.428,00 408,36	3.382,00 401,96	3.397,50 398,46	3.422,20 397,10	3.341,25 384,63	3.404,18 403,17
CEE	372,70	381,81	351,94	384,65	391,69	390,65	380,62	426,80	378,12	379,30	389,69	385,24	383,09

MN / 100 Kg € / 100 Kg	PG16										Cheddar		0406 90 21	
	90 / 91	91 / 92	92 / 93	93 / 94	94 / 95	95 / 96	96 / 97	97 / 98	98 / 99	99 / 00	00 / 01	01 / 02	02 / 03	
Belgique	12 149,2 250,59	12.476,5 256,95	12.959,4 266,89	12.865,3 262,08	12.228,5 269,73	11.999,9 303,61	11.812,1 295,43	12.450,9 304,18	11.523,4 318,24	11 863,7 294,09				
Irland	207,71 236,72	228,74 260,21	238,54 262,26	237,65 243,41	233,08 258,40	244,27 294,49	237,98 299,04	229,78 288,49	232,43 293,46	230,75 293,00				
Nederland	735,83 277,83	744,00 280,48	- -	- -	- -	- -	- -	- -	- -	- -				
Sweden	- -	- -	- -	- -	4.254,51 431,92	4.566,13 496,20	4.751,09 496,20	4 740,03 545,06	4.788,64 531,59	4 782,30 560,55				
U-K	268,36 353,29	263,87 331,76	291,19 327,15	302,86 328,16	312,05 350,30	334,03 392,38	331,00 419,52	330,00 487,19	330,00 485,57	330,00 525,13				
CEE	279,62	284,09	285,43	277,88	306,79	371,67	388,71	398,20	456,81	476,17				

MN / 100 Kg € / 100 Kg	PG19										Gouda		0406 90 78	
	90 / 91	91 / 92	92 / 93	93 / 94	94 / 95	95 / 96	96 / 97	97 / 98	98 / 99	99 / 00	00 / 01	01 / 02	02 / 03	
Belgique	12.266,1 253,00	12.400,0 255,37	12.974,1 267,19	12.779,1 260,33	12.447,5 274,74	12.207,3 308,86	11.719,8 293,16	12.840,6 313,71	12 638,9 311,01	12 625,5 312,98				
Deutschland	660,06 280,80	661,75 281,06	668,43 283,93	655,42 278,41	633,21 292,49	620,35 325,29	603,08 311,12	626,00 315,54	606,50 307,83	568,57 290,71				
Nederland	687,08 259,42	683,60 257,71	688,25 259,45	667,00 251,45	641,00 262,44	628,29 293,54	612,58 281,44	673,00 300,99	618,09 277,96	599,87 272,21				
Osterreich	- -	- -	- -	- -	4.673,31 331,60	4.635,83 345,56	4.550,81 345,56	4 523,00 333,65	4 518,40 326,04	4 473,58 325,12				
Sweden	- -	- -	- -	- -	3.151,39 319,99	3.448,91 374,40	3.264,40 374,40	3.034,98 374,62	3.009,17 334,04	3 103,81 365,47				
CEE	264,40	264,71	270,19	263,40	282,07	329,53	318,80	318,49	314,86	319,87				

MN / 100 Kg € / 100 Kg	PG20										Edam		0406 90 20	
	90 / 91	91 / 92	92 / 93	93 / 94	94 / 95	95 / 96	96 / 97	97 / 98	98 / 99	99 / 00	00 / 01	01 / 02	02 / 03	
Deutschland	668,42 284,36	670,00 284,60	671,78 285,36	662,48 281,41	650,37 300,59	644,55 337,98	623,08 321,44	645,00 325,12	622,45 315,92	565,66 291,66				
España	78.896 555,55	88.229 573,06	87.342 540,64	89.549 469,57	91.720 504,81	83.992 508,43	83.703 506,28	83 802 497,83	86 363 516,15	92 522 543,99				
Nederland	708,54 267,52	703,60 265,25	709,76 267,56	688,71 259,64	661,00 270,64	648,29 302,88	643,82 295,75	713,00 318,88	713,00 318,88	- -				
Osterreich	- -	- -	- -	- -	4.673,31 331,60	4.669,65 348,08	4.651,17 348,08	4.523,00 341,00	4.518,40 326,04	4.473,58 325,68				
Suomi Finland	- -	- -	- -	- -	2.223,34 368,61	2.101,67 355,65	2.161,22 355,65	2.249,16 358,53	2.172,95 362,95	2.072,95 348,61				
Sweden	- -	- -	- -	- -	2.955,79 299,93	3.307,78 359,65	2.324,67 359,65	1.724,72 397,53	3.420,02 379,56	3.425,02 401,43				
CEE	369,16	374,27	364,48	336,85	346,39	366,81	370,04	364,38	363,68	368,20				

MN / 100 Kg € / 100 Kg	PG16		Cheddar								0406 90 21	
	1990	1991	1993	1994	1995	1996	1997	1998	1999	2000		
Belgique	12 384,4 256,05	12 132,6 249,87	12 961,0 266,06	12 538,5 254,29	12 035,2 295,75	11 803,4 298,27	12 241,2 301,40	12 407,7 303,15	11 168,7 311,63	12 897 5 319 72		
Irland	214,88 246,30	212,12 241,39	240,02 250,12	227,91 233,41	241,49 288,93	241,00 291,40	236,17 308,90	242,52 305,35	229,36 291,22	238,54 302,88		
Nederland	732,00 277,04	742,83 280,04	- -	- -	- -	- -	- -	- -	- -	- -		
Sweden	- -	- -	- -	- -	4 387,24 449,80	4 675,19 531,43	4 726,80 538,28	4 767,09 534,30	4 795,99 544,55	4 866,58 576 25		
U-K	265,87 354,39	261,56 336,53	298,96 316,86	302,83 323,70	329,00 389,84	331,00 394,06	330,92 454,65	330,00 479,44	330,00 500,97	330 00 541 70		
CEE	283,53	276,91	277,68	270,46	356,01	378,77	399,72	405,22	522 65	430 68		

MN / 100 Kg € / 100 Kg	PG19		Gouda								0406 90 78	
	1990	1991	1993	1994	1995	1996	1997	1998	1999	2000		
Belgique	12 319,7 254,71	12 355,6 254,46	13 006,9 267,01	12 540,1 254,33	12 377,3 304,15	11 870,4 299,97	12 149,9 299,14	12 798,0 312,68	12 421,2 307,88	13 109 6 324 98		
Deutschland	655,89 279,51	665,00 282,48	668,11 283,80	638,24 271,11	628,24 321,43	608,87 318,00	606,25 308,04	626,00 315 62	567,99 290 39	618,29 316,13		
Nederland	680,78 257,65	693,67 281,51	682,25 257,21	650,32 245,16	629,62 286,29	618,40 287,91	633,00 285,84	673,00 301,12	561,51 254,81	647 65 293 89		
Osterreich	- -	- -	- -	- -	4 670,09 339,80	4 594,80 341,06	4 523,00 326,64	4 523,00 324,13	4 506,90 327 51	4 323 08 314 17		
Sweden	- -	- -	- -	- -	3 326,44 342,68	3 372,29 383,15	3 120,92 355,42	2 977,89 333,77	3 201,60 363 63	3 002,17 355,47		
CEE	263,96	266,15	269,34	256,87	318,87	326,02	315,02	317,46	308,84	323 33		

MN / 100 Kg € / 100 Kg	PG20		Edam								0406 90 20	
	1990	1991	1993	1994	1995	1996	1997	1998				
Deutschland	669,11 285,15	670,00 284,60	671,80 285,36	649,90 276,06	652,18 333,78	4 673,00 346,86	4 576,17 330,50	4 523,00 324,13	4 506 90 327 51	607 71 313 21		
España	85 285 550,96	80 187 565,10	87 026 486,16	91 558 476,19	87 858 519,71	84 004 352,51	82 785 372,78	83 449 363,74	91 626 358,30	90 424 531 15		
Nederland	703,78 266,35	713,63 269,03	703,76 265,31	672,03 253,35	649,62 295,39	639,64 297,79	673,00 303,90	713 00 319 02	- -	- -		
Osterreich	- -	- -	- -	- -	4 670,09 339,80	4 673,00 346,86	4 576,17 330,50	4 523,00 324 13	4 506,90 327 51	4 323 08 314 75		
Suomi Finland	- -	- -	- -	- -	2 169,79 364,26	2 108,40 352,51	2 247,18 372,78	2 192,55 363,74	2 130 74 358 30	2 135 42 359 15		
Sweden	- -	- -	- -	- -	3 088,90 318,16	3 418,62 388,57	598,52 390,05	3 421,37 383,45	3 428,84 389 29	3 404,67 403 27		
CEE	347,32	372,93	345,57	335,18	359,98	370,56	369,61	367 75	358 19	383 11		

MN / 100 Kg € / 100 Kg	PG21			Dambo, Samsø, Svenbo				0406 90 76 D					
	janv-99	févr-99	mars-99	avr-99	mai-99	juin-99	juil-99	août-99	sept-99	oct-99	nov-99	déc-99	1999
Danmark	2.735,00 367,54	2.735,00 367,85	2.735,00 367,98	2.735,00 367,97	2.735,00 367,94	2.735,00 367,81	2.735,00 367,70	2.735,00 367,71	2.735,00 367,91	2.735,00 367,94	2.735,00 367,77	2.735,00 367,59	2.735,00 367,81
Osterreich	5.000,00 363,08	5.000,00 363,36	5.000,00 363,36	5.000,00 363,36	5.000,00 363,36	5.000,00 363,36	5.000,00 363,36	5.000,00 363,36	5.000,00 363,36	5.000,00 363,36	5.000,00 363,36	5.000,00 363,36	5.000,00 363,34

MN / 100 Kg € / 100 Kg	PG24			Havarti, tilsit				0406 90 76 H					
	janv-99	févr-99	mars-99	avr-99	mai-99	juin-99	juil-99	août-99	sept-99	oct-99	nov-99	déc-99	1999
Danmark	2.735,00 367,54	2.735,00 367,85	2.735,00 367,98	2.735,00 367,98	2.735,00 367,95	2.735,00 368,02	2.735,00 367,70	2.735,00 367,71	2.735,00 367,91	2.735,00 367,94	2.735,00 367,77	2.735,00 367,59	2.735,00 367,83
Deutschland	738,00 377,04	725,00 370,69	707,26 361,62	705,00 360,46	705,00 360,46	701,00 358,42	672,00 343,59	650,00 332,34	650,00 332,34	650,00 332,34	655,00 334,90	661,00 337,97	684,94 350,18
Suomi Finland	2.655,99 446,37	2.634,66 443,12	2.631,33 442,56	2.620,60 440,71	2.638,33 443,68	2.634,00 442,87	2.641,40 444,12	2.635,80 443,21	2.607,40 438,37	2.641,00 444,05	2.670,60 449,13	2.682,40 451,08	2.641,13 444,11
Sweden	4.450,00 487,86	4.450,00 499,48	4.450,00 498,11	-	-	-	-	-	-	-	-	-	4.450,00 495,15

MN / 100 Kg € / 100 Kg	PG25			Butterkase				0406 90 27					
	janv-99	févr-99	mars-99	avr-99	mai-99	juin-99	juil-99	août-99	sept-99	oct-99	nov-99	déc-99	1999
Deutschland	688,00 351,49	680,00 347,68	677,26 346,28	689,00 342,05	680,00 337,45	656,67 335,75	630,81 322,53	615,00 314,45	615,00 314,45	615,00 314,45	620,00 317,00	620,00 317,00	645,56 330,05
Osterreich	5.550,00 403,02	5.550,00 403,33	5.550,00 403,33	5.550,00 403,33	5.550,00 403,33	5.550,00 403,33	5.550,00 403,33	5.550,00 403,33	5.550,00 403,33	5.550,00 403,33	5.550,00 403,33	5.550,00 403,33	5.550,00 403,31

MN / 100 Kg € / 100 Kg	PG32			Lactose		Latosa		Lattosio					
	ex PG 12	janv-99	févr-99	avr-99	mai-99	juin-99	juil-99	août-99	sept-99	oct-99	nov-99	déc-99	1999
France	340,97 51,92	340,97 51,92	340,97 51,92	340,97 51,92	277,00 42,23	275,92 42,06	275,92 42,06	275,92 42,06	286,91 43,74	285,00 43,45	292,80 44,64	295,00 44,97	302,36 46,08
Irland	-	-	-	-	-	-	-	-	-	-	-	-	-
Nederland	150,00 68,01	150,00 68,07	150,00 68,07	150,00 68,07	147,42 66,90	140,00 63,53	140,00 63,53	140,00 63,53	140,00 63,53	140,00 63,53	140,00 63,53	140,00 63,53	143,95 65,32
Suomi Finland	491,00 82,52	491,00 82,58	491,00 82,58	491,00 82,58	491,00 82,58	491,00 82,58	491,00 82,58	306,40 51,53	303,40 51,03	305,20 51,33	435,80 73,30	441,80 74,31	435,80 73,29
U-K	45,00 64,00	45,00 65,31	45,00 66,97	40,66 61,12	41,87 63,62	40,40 62,16	39,12 59,54	36,12 54,71	35,16 54,29	35,00 54,11	35,00 55,02	35,00 55,88	39,44 59,73
CEE	66,54	68,99	72,56	70,57	69,61	68,64	68,58	56,79	54,86	53,17	71,90	59,67	64,99

MN / 100 Kg € / 100 Kg		PG21											0406 90 76 D	
		Dambo, Samsø, Svenbo												
		janv-00	févr-00	mars-00	avr-00	mai-00	juin-00	juil-00	août-00	sept-00	oct-00	nov-00	déc-00	2000
Danmark	2.735,00 367,41	2.735,00 367,36	2.735,00 367,25	2.735,00 367,07	2.735,00 366,81	2.735,00 366,58	2.735,00 366,68	2.735,00 366,73	2.735,00 366,50	2.735,00 367,23	2.735,00 366,85	2.735,00 366,68	2.735,00 366,93	
Osterreich	5.000,00 363,36	5.000,00 363,36	5.000,00 363,36	5.000,00 363,36	5.000,00 363,36	5.000,00 363,36	5.000,00 363,36	5.000,00 363,36	5.000,00 363,36	5.000,00 363,36	5.000,00 363,36	5.000,00 363,36	5.000,00 363,36	

MN / 100 Kg € / 100 Kg		PG24											0406 90 76 H	
		Havarti, tilsit												
		janv-00	févr-00	mars-00	avr-00	mai-00	juin-00	juil-00	août-00	sept-00	oct-00	nov-00	déc-00	2000
Danmark	2.735,00 367,41	2.735,00 367,36	2.735,00 367,25	2.735,00 367,07	2.735,00 366,81	2.735,00 366,58	2.735,00 366,68	2.735,00 366,73	2.735,00 366,50	2.735,00 367,23	2.735,00 366,85	2.735,00 366,68	2.735,00 366,93	
Deutschland	674,00 344,62	678,00 346,66	678,00 346,66	678,00 346,66	678,00 346,66	678,00 346,66	693,00 354,33	698,00 356,88	720,00 368,13	720,00 368,13	732,00 374,27	735,00 375,80	696,83 356,29	
Suomi Finland	2.652,80 446,17	2.676,54 450,16	2.685,26 451,63	2.687,87 452,07	2.707,45 455,36	2.712,98 456,29	2.704,07 454,79	2.690,62 452,53	2.672,26 449,44	2.663,33 447,94	2.679,34 450,63	2.674,55 449,83	2.683,92 451,40	
Sweden	- -	- -	- -	- -	- -	- -	- -	- -	- -	- -	- -	- -	- -	

MN / 100 Kg € / 100 Kg		PG25											0406 90 27	
		Butterkase												
		janv-00	févr-00	mars-00	avr-00	mai-00	juin-00	juil-00	août-00	sept-00	oct-00	nov-00	déc-00	2000
Deutschland	627,50 320,84	635,00 324,67	635,00 324,67	635,00 324,67	635,00 324,67	635,00 324,67	648,75 331,70	660,00 337,45	683,00 349,22	688,00 351,77	700,00 357,91	703,00 359,44	657,10 335,97	
Osterreich	5.550,00 403,33	5.550,00 403,33	5.550,00 403,33	5.550,00 403,33	5.550,00 403,33	5.550,00 403,33	5.550,00 403,33	5.550,00 403,33	5.550,00 403,33	5.550,00 403,33	5.540,00 402,60	5.550,00 403,33	5.549,17 403,27	

MN / 100 Kg € / 100 Kg		PG32											1702 19 00	
		Lactose											Latoso	Lattosio
		janv-00	févr-00	mars-00	avr-00	mai-00	juin-00	juil-00	août-00	sept-00	oct-00	nov-00	déc-00	2000
ex PG 12														
France	297,75 45,39	302,75 46,15	300,00 45,73	300,00 45,73	300,00 45,73	300,00 45,73	300,00 45,73	300,00 45,73	300,00 45,73	300,00 45,73	300,00 45,73	300,00 45,73	300,04 45,74	
Irland	- -	- -	- -	- -	- -	- -	- -	- -	- -	- -	- -	- -	- -	
Nederland	141,25 64,10	145,00 65,80	145,00 65,80	145,00 65,80	145,00 65,80	145,00 65,80	145,00 65,80	145,00 65,80	145,00 65,80	145,00 65,80	145,00 65,80	148,75 67,50	145,00 65,80	
Suomi Finland	418,00 70,30	351,50 59,12	438,80 73,80	426,00 71,65	491,00 82,58	491,00 82,58	491,00 82,58	491,00 82,58	491,00 82,58	491,00 82,58	491,00 82,58	242,75 40,83	442,84 74,48	
U-K	35,00 56,51	38,75 63,08	41,60 68,14	40,00 66,93	40,00 67,08	40,00 63,66	40,00 64,18	40,00 65,79	40,00 65,80	40,00 67,80	40,00 66,73	41,25 67,03	39,72 65,23	
CEE	63,76	58,54	69,25	67,37	70,53	70,63	69,38	68,08	65,82	68,19	67,51	65,24	67,02	

MN / 100 Kg € / 100 Kg		PG21		Dambo, Samsø, Svenbo						0406 90 76 D				
	90 / 91	91 / 92	92 / 93	93 / 94	94 / 95	95 / 96	96 / 97	97 / 98	98 / 99	99 / 00	00 / 01	01 / 02	02 / 03	
Danmark	2.635,00 293,88	2.635,00 293,43	2.715,00 302,34	2.735,00 294,00	2.734,91 318,18	2.735,00 364,67	2.735,00 364,67	2.735,00 361,67	2.735,00 364,76	2.735,00 367,42				
Osterreich	- -	- -	- -	- -	5.246,32 371,37	4.991,32 372,06	5.000,00 372,06	5.000,00 366,55	5.000,00 360,80	5.000,00 363,36				

MN / 100 Kg € / 100 Kg		PG24		Havart, tilst						0406 90 76 H				
	90 / 91	91 / 92	92 / 93	93 / 94	94 / 95	95 / 96	96 / 97	97 / 98	98 / 99	99 / 00	00 / 01	01 / 02	02 / 03	
Danmark	2.635,00 293,88	2.635,00 293,43	2.715,00 302,34	2.735,00 294,00	2.735,00 318,19	2.735,00 364,67	2.735,00 364,67	2.735,00 361,67	2.735,00 364,78	2.735,00 367,42				
Deutschland	750,00 319,07	755,81 321,05	760,00 322,83	760,00 322,83	750,65 346,79	746,33 391,35	725,50 374,29	738,00 371,99	725,77 368,41	666,92 341,00				
Suomi Finland	- -	- -	- -	- -	2.704,84 448,49	2.642,04 447,05	2.629,75 447,05	2.644,04 436,24	2.653,67 443,23	2.666,92 448,49				
Sweden	- -	- -	- -	- -	4.068,37 412,91	4.551,66 494,78	4.587,86 494,78	4.450,00 526,46	4.450,00 491,70	- -				

MN / 100 Kg € / 100 Kg		PG25		Butterkase						0406 90 27				
	90 / 91	91 / 92	92 / 93	93 / 94	94 / 95	95 / 96	96 / 97	97 / 98	98 / 99	99 / 00	00 / 01	01 / 02	02 / 03	
Deutschland	718,00 305,46	723,81 307,46	728,00 309,24	724,74 307,85	698,74 322,71	692,07 362,90	675,00 348,23	688,00 346,79	679,91 345,14	626,70 320,42				
Osterreich	- -	- -	- -	- -	5.613,46 398,53	5.680,55 423,43	5.659,00 423,43	5.550,00 414,88	5.550,00 400,48	5.550,00 403,33				

MN / 100 Kg € / 100 Kg		PG32		Lactose			Latosa		Lattosio			1702 19 00		
ex PG 12	90 / 91	91 / 92	92 / 93	93 / 94	94 / 95	95 / 96	96 / 97	97 / 98	98 / 99	99 / 00	00 / 01	01 / 02	02 / 03	
France	- -	453,15 57,39	442,15 56,00	299,31 37,55	314,18 43,11	369,84 55,95	388,41 58,77	383,95 57,41	346,01 52,19	296,71 45,23				
Irland	- -	- -	- -	- -	- -	- -	- -	- -	- -	- -				
Nederland	155,00 58,52	174,15 65,65	185,58 69,96	154,00 58,06	153,39 63,05	160,00 74,75	160,00 73,51	160,00 71,56	153,09 68,95	142,17 64,52				
Suomi Finland	- -	- -	- -	- -	482,68 80,28	489,99 82,91	468,94 82,91	491,00 77,79	491,00 82,02	414,23 69,67				
U-K	41,71 54,94	53,44 67,14	61,33 68,91	44,57 48,26	42,97 48,29	49,14 57,71	51,51 65,31	49,97 73,77	45,31 66,62	37,68 60,02				
CEE	53,53	63,45	64,96	47,96	54,36	67,32	107,95	70,72	69,11	64,26				

MN / 100 Kg € / 100 Kg		PG21		Dambo, Samsø, Svenbo						0406 90 76 D				
		1990	1991	1993	1994	1995	1996	1997	1998	1999	2000			
Danmark	2.635,00	2.635,00	2.735,00	2.735,00	2.734,91	2.735,00	2.735,00	2.735,00	2.735,00	2.735,00	2.735,00			
	294,58	293,43	300,00	292,57	353,53	364,67	363,59	361,82	367,81	366,92				
Osterreich	-	-	-	-	5.111,28	5.000,00	5.000,00	5.000,00	5.000,00	5.000,00	5.000,00			
	-	-	-	-	371,22	371,13	361,08	358,31	363,34	363,36				

MN / 100 Kg € / 100 Kg		PG24		Havarti, tilsit						0406 90 76 H				
		1990	1991	1993	1994	1995	1996	1997	1998	1999	2000			
Danmark	2.635,00	2.635,00	2.735,00	2.735,00	2.735,00	2.735,00	2.735,00	2.735,00	2.735,00	2.735,00	2.735,00			
	294,58	293,43	300,00	292,57	353,54	364,67	363,59	361,82	367,83	366,92				
Deutschland	750,00	750,81	760,00	755,65	750,00	734,14	724,00	738,00	684,94	696,81				
	319,62	318,92	322,83	320,98	383,92	383,42	367,92	372,09	350,18	356,27				
Suomi Finland	-	-	-	-	2.678,94	2.637,92	2.610,26	2.680,54	2.641,13	2.684,55				
	-	-	-	-	449,84	441,03	432,99	444,70	444,11	451,51				
Sweden	-	-	-	-	4.275,84	4.596,57	4.507,50	4.450,00	4.450,00	-				
	-	-	-	-	440,39	522,35	513,46	498,77	495,15	-				

MN / 100 Kg € / 100 Kg		PG25		Butterkase						0406 90 27				
		1990	1991	1993	1994	1995	1996	1997	1998	1999	2000			
Deutschland	718,00	718,81	728,00	711,39	695,60	682,31	673,50	688,00	645,56	657,13				
	305,99	305,33	309,24	302,18	356,04	356,35	342,24	346,88	330,05	335,99				
Osterreich	-	-	-	-	5.647,49	5.680,00	5.594,00	5.550,00	5.550,00	5.549,04				
	-	-	-	-	411,09	421,60	404,00	397,73	403,31	403,26				

MN / 100 Kg € / 100 Kg		PG32		Lactose		Latosa		Lattosio						
		1990	1991	1993	1994	1995	1996	1997	1998	1999	2000			
ex PG 12														
France	280,00	376,90	346,40	290,37	354,03	373,60	402,92	384,72	302,36	300,04				
	35,46	47,74	43,72	36,38	52,85	56,52	60,63	57,53	46,08	45,74				
Ireland	-	-	-	-	-	-	-	-	-	-				
	-	-	-	-	-	-	-	-	-	-				
Nederland	155,00	159,15	169,58	150,00	158,39	160,00	160,00	159,14	143,95	145,00				
	58,66	60,00	63,93	56,55	72,14	74,49	72,27	71,20	65,32	65,80				
Suomi Finland	-	-	-	-	485,15	470,30	491,00	491,00	435,80	445,54				
	-	-	-	-	81,60	78,66	81,45	81,46	73,29	74,93				
U-K	39,39	45,35	55,17	40,77	46,43	50,56	52,75	49,63	39,44	39,77				
	52,50	58,29	58,28	43,57	54,99	60,21	72,52	72,10	59,73	65,29				
CEE	54,84	55,34	55,32	45,50	64,97	106,64	71,66	71,02	64,99	67,17				

Farekød

Schaf-fleisch

Sheep

Viande ovine

Carne ovine

Schapevlees

€ / 100 KG	Agneaux		Lambs			Corderos			Lämmer				1999
	Agnelli		Slachtlammeren			Cordeiro							
	janv-99	févr-99	mars-99	avr-99	mai-99	juin-99	juil-99	août-99	sept-99	oct-99	nov-99	déc-99	
Belgique	303,159	302,356	349,565	405,115	403,594	396,723	369,902	325,518	285,372	288,275	321,714	315,442	339,049
Danmark	249,729	265,977	297,414	308,017	315,023	320,068	305,072	294,424	226,949	203,698	220,371	220,223	268,939
Deutschland	315,687	310,380	325,401	334,604	328,516	327,720	319,181	299,880	282,879	277,152	308,538	317,742	312,310
Grèce	365,900	366,941	368,240	410,966	391,399	401,174	434,511	449,249	332,088	338,355	354,173	379,426	382,920
Espagne	331,309	329,342	351,363	333,548	303,588	324,743	343,183	396,724	416,814	459,776	546,564	544,345	390,440
Finlande	174,311	176,766	194,990	193,293	181,138	156,572	164,846	178,404	156,611	160,006	186,492	181,149	175,394
France	357,413	355,085	381,123	392,386	382,297	381,629	367,412	353,609	325,405	325,260	386,646	418,378	368,972
Irlande	214,191	238,295	276,540	312,964	324,708	297,521	248,658	221,417	195,093	194,188	229,205	247,862	250,055
Italie	364,121	348,079	348,886	353,813	346,895	341,357	338,001	336,928	304,210	310,297	351,837	361,479	342,158
Nederland	336,533	335,969	370,753	351,688	330,258	330,960	335,128	327,144	291,068	293,851	317,214	311,461	327,655
Österreich	395,023	395,431	391,022	388,453	387,808	388,329	390,337	391,615	351,671	351,117	390,260	391,360	384,329
Portugal	329,368	293,294	327,019	343,778	338,787	329,040	327,753	335,225	328,978	350,227	431,820	460,294	349,999
Suède	236,125	293,194	344,099	359,378	370,435	358,238	359,398	322,228	238,958	223,757	240,252	234,709	298,431
Gr. Bretagne	206,855	247,586	279,573	298,575	331,010	303,291	250,906	220,895	202,830	206,633	245,647	282,929	256,399
Irl. du Nord	206,678	263,315	300,755	329,131	366,225	333,941	263,435	234,182	188,803	185,199	224,256	237,297	260,996
U-K	206,690	261,835	298,762	326,256	362,911	331,057	262,256	232,931	201,510	204,616	243,634	278,636	267,551
C.E	284,019	303,449	330,406	344,764	348,407	339,478	315,112	312,102	291,873	301,547	352,02	368,768	324,416

€ / 100 KG	Agneaux			Lambs			Corderos			Lämmer			2000
	Agnelli			Stachtlammeren			Cordeiro						
	janv-00	févr-00	mars-00	avr-00	mai-00	juin-00	juil-00	août-00	sept-00	oct-00	nov-00	déc-00	
Belgique	318,247	339,433	371,133	382,080	403,161	392,412	366,806	349,744	333,319	349,469	353,830	366,556	360,516
Danmark	239,278	266,038	283,711	321,551	321,683	334,267	318,214	309,004	276,434	256,043	250,499	246,147	285,239
Deutschland	337,390	382,412	405,898	387,553	347,511	330,110	321,592	309,044	307,060	327,395	332,647	354,386	345,250
Grèce	387,477	378,205	366,325	387,100	407,285	400,483	409,469	412,876	399,246	399,123	397,803	436,339	398,478
Espagne	431,617	372,218	318,746	288,176	325,033	333,207	376,181	447,096	431,801	434,689	408,538	468,115	386,285
Finlande	150,507	172,903	173,250	188,298	194,735	172,914	205,124	219,317	179,353	178,632	187,165	164,135	182,194
France	435,397	443,016	450,451	442,138	417,751	395,341	386,119	388,317	386,220	400,529	451,902	496,322	424,505
Irlande	269,140	329,577	353,306	364,760	328,101	288,707	267,142	263,322	261,730	268,627	284,887	319,788	300,072
Italie	363,878	352,203	344,309	361,135	344,130	325,713	321,501	321,375	317,695	336,295	346,999	358,520	341,146
Nederland	317,899	352,213	380,846	390,911	366,853	355,995	342,488	339,046	335,343	359,386	363,394	383,888	357,355
Österreich	390,745	389,241	389,334	389,929	391,449	389,420	391,299	390,420	377,723	389,679	390,646	391,840	389,310
Portugal	435,216	389,792	364,618	337,340	336,016	335,385	342,568	353,831	375,794	422,948	429,179	450,807	381,125
Suède	259,938	266,111	288,066	314,251	309,821	304,312	265,916	253,608	247,594	232,214	207,779	215,307	263,743
Gr. Bretagne	302,751	353,974	370,743	383,191	374,993	326,369	289,214	284,566	276,363	286,348	295,840	319,045	321,950
Irl. du Nord	278,985	339,132	353,141	348,761	317,624	294,040	264,444	265,533	262,948	270,282	283,531	314,878	299,442
U-K	300,519	352,581	369,090	379,959	369,607	323,334	286,888	282,779	275,103	284,840	294,684	318,654	319,837
C.E	358,223	370,215	367,406	365,912	362,614	339,569	332,858	346,468	338,949	348,682	355,355	390,543	356,418


€ / 100 KG	Agneaux			Lambs			Corderos			Lämmer		
	Agnelli			Stichtammeren			Cordeiro					
	89/90	90/91	91/92	92/93	93/94	94/95	95/96	96/97	97/98	98/99	99/00	00/01
Belgique	18.620,6 385,626	16.808,5 347,692	16.507,7 339,969	16.506,3 339,942	13.952,3 286,444	16.018,1 324,864	14.506,5 355,889	13.782,9 348,249	15.935,2 392,406	14.598,3 356,684	13.627,8 344,32	- 361,738
Danmark	2.458,48 283,729	2.267,78 253,673	2.146,01 238,98	1.972,18 219,622	1.862,10 204,359	1.728,30 184,881	1.960,20 263,098	2.029,51 270,602	2.451,84 325,941	2.342,68 309,951	2.031,33 273,059	- 286,363
Deutschland	763,39 323,318	612,38 260,447	613,06 260,411	641,63 272,549	610,25 259,219	678,22 288,093	646,51 329,753	688,23 359,288	771,77 392,24	692,62 349,222	620,96 317,494	- 346,076
Grèce	78.877 438,569	83.430 392,791	89.843 387,667	95.602 372,007	97.819 307,123	110.934 322,641	112.848 367,932	122.557 393,112	124.735 399,896	126.168 374,474	131.410 403,289	- 399,76
Espagne	54.832 357,646	53.739 350,516	46.701 305,722	50.134 329,023	51.387 284,323	58.620 304,867	56.634 335,697	68.616 415,353	66.565 400,152	60,377 359,216	66,634 400,47	- 386,931
Finlande	- -	- -	- -	- -	- -	- -	1.221,88 205,08	1.112,92 186,138	1.016,87 168,687	1.129,54 187,398	1.053,79 178,205	- 182,927
France	2.375,47 310,284	2.196,03 284,901	2.320,33 293,874	2.244,99 284,333	2.186,14 275,789	2.279,13 285,536	2.171,63 323,725	2.519,83 381,203	2.724,93 409,989	2.520,49 376,941	2.481,11 375,311	- 425,517
Irlande	239,376 288,48	189,425 220,819	199,158 226,631	179,367 204,11	199,565 207,696	223,104 228,49	211,826 252,898	255,41 309,017	259,901 340,184	212,158 266,925	199,935 253,865	- 300,793
Italie	706,209 427,487	667,745 390,41	673,025 382,086	610,523 339,794	641,806 292,361	681,572 296,041	707,413 319,793	708,907 347,462	699,118 354,176	679,817 344,456	673,344 347,753	- 341,862
Nederland	862,29 325,757	737,97 279,414	789,8 297,752	770,26 290,382	734,38 276,857	780,77 294,346	781,62 355,151	742,9 345,686	877,28 396,24	833,14 372,791	733,36 332,782	- 358,483
Österreich	- -	- -	- -	- -	- -	- -	5.851,10 425,409	5.240,98 328,924	5.344,08 385,861	5.376,46 385,306	5.377,60 390,80496	- 390,357
Portugal	59.394 315,915	63.635 318,475	63.920 306,314	67.781 324,652	68.327 302,96	75.550 316,853	76.898 382,213	89.180 449,944	88.905 446,235	80,061 394,792	71.513 356,708	- 381,845
Suède	- -	- -	- -	- -	- -	- -	2.665,04 273,984	2.541,19 288,474	2.754,67 313,365	2.717,77 305,474	2.672,56 303,121	- 264,513
Gr. Bretagne	184,51 274,860	174,37 248,331	148,36 190,310	182,14 224,975	218,96 231,093	236,88 253,590	236,40 280,042	283,33 357,095	256,03 350,401	192,47 280,228	180,40 274,137	- 322,753
Iri. du Nord	202,66 301,889	172,16 245,177	179,50 230,263	172,38 212,936	199,50 210,662	221,95 237,586	214,41 253,855	253,99 302,638	242,57 332,242	179,06 260,671	165,71 251,564	- 300,313
U-K	185,27 275,995	174,23 248,130	150,32 192,827	181,50 224,188	217,66 229,730	235,81 252,445	234,62 277,915	281,41 334,823	254,89 348,854	191,28 278,497	179,02 272,013	- 320,646
C.E	341,706	298,121	268,778	276,991	258,623	277,040	309,146	363,351	375,242	325,329	330,616	357,254

€ / 100 KG	Agneaux			Lams			Corderos			Lämmer		
	Agnelli			Slachtlammern			Cordeiro					
	1989	1990	1991	1992	1993	1994	1995	1996	1997	1998	1999	2000
Belgique	18.618,6 385,604	16.825,5 348,067	16.498,0 339,77	16.519,9 340,221	13.962,0 286,669	16.004,2 324,584	14.508,4 355,76	13.784,2 348,334	15.908,7 391,854	14.626,3 357,353	13.678,0 339,049	- 360,516
Danmark	2.457,68 283,643	2.274,37 254,426	2.144,56 238,819	1.971,87 219,588	1.862,39 204,445	1.728,91 184,946	1.959,86 252,941	2.029,45 270,595	2.445,85 325,169	2.348,52 310,717	2.000,55 268,939	- 285,239
Deutschland	763,47 323,354	613,21 260,807	611,53 259,765	642,46 272,9	609,96 259,095	677,69 287,887	646,76 329,709	686,79 358,615	772,42 392,67	693,78 349,795	610,87 312,31	- 345,25
Grèce	78.849 439,615	83.441 392,977	89.846 387,217	95.550 372,677	97.878 307,677	110.849 322,481	112.832 367,755	122.431 392,71	124.866 400,322	126.099 374,552	124.249 382,92	- 398,478
Espagne	54.833 357,66	53.795 350,878	46.639 305,298	50.125 329,169	51.382 284,689	58.633 304,957	56.665 335,744	68.566 415,051	66.523 399,965	60.563 360,339	64.967 390,44	- 386,285
Finlande	- -	- -	- -	- -	- -	- -	1222,02 205,019	1015,78 169,635	1016,45 168,618	1130,07 187,477	1037,16 175,394	- 182,194
France	2.375,74 310,332	2.193,20 284,555	2.318,48 293,738	2.248,56 284,911	2.185,95 275,783	2.278,00 285,395	2.172,31 323,668	2.513,37 380,225	2.726,34 410,265	2.526,12 377,759	2.439,69 368,972	- 424,505
Irlande	239,38 288,49	189,16 220,531	199,31 226,881	179,87 204,679	199,16 207,406	222,87 228,251	211,92 252,898	254,97 308,401	260,74 340,957	212,6 267,613	196,94 250,055	- 300,072
Italie	706.213 427,564	666.958 389,98	674.565 383,129	609.912 339,908	641.913 292,658	681.662 296,149	707.299 319,882	708.566 347,129	699.186 354,211	680.134 344,592	662.573 342,158	- 341,146
Nederland	862,4 325,788	737,42 279,23	789,65 297,694	771,13 290,712	734,11 276,755	780,17 294,118	781,76 355,04	741,53 345,128	876,71 396,101	834,23 373,264	722,11 327,655	- 357,355
Österreich	- -	- -	- -	- -	- -	- -	5851,72 425,265	4792,66 355,567	5345 386,027	5375,28 385,204	5288,85 384,329	- 389,31
Portugal	59.402 315,987	63.547 318,063	63.816 306,028	67.866 325,071	68.334 303,284	75.504 316,676	76.939 382,217	89.059 449,336	88.812 445,855	80.405 396,536	70.173 349,999	- 381,125
Suède	- -	- -	- -	- -	- -	- -	2670,18 273,806	2551,87 289,635	2743,54 312,094	2720,83 306,01	2633,29 298,431	- 263,743
Gr. Bretagne	202,63 301,878	171,97 244,907	179,45 230,620	172,73 213,671	199,22 210,380	221,69 237,341	214,50 253,868	259,88 309,203	243,89 333,382	179,43 261,212	168,85 256,399	- 321,950
Ir. du Nord	184,47 274,822	174,82 248,963	147,95 180,124	182,09 225,244	218,72 230,858	236,63 253,361	236,47 280,022	283,41 337,006	257,32 351,483	192,87 280,813	172,12 260,996	- 299,442
U-K	185,24 275,959	174,64 248,705	149,93 192,676	181,48 224,487	217,42 229,492	235,57 252,216	234,68 277,899	281,24 334,445	256,18 349,941	191,68 279,079	176,25 267,551	- 319,837
C.E	341,725	298,323	268,634	277,383	258,663	276,908	309,118	362,879	375,729	326,019	324,416	356,418

ES	=	Mercados agrarios: Precios
DA	=	Landbrugsmarkedet - Priser
DE	=	Agrarmärkte - Preise
GR	=	Γεωργικές αγορές - Τιμές
EN	=	Agricultural markets - Prices
FR	=	Marchés agricoles - Prix
IT	=	Mercati agricoli: Prezzi
NL	=	Landbouwmakten: Prijzen
PT	=	Mercados agrícolas - Preços
FI	=	Maatalousmarkkinat - Hinnat
SV	=	Jordbruksmarknader - Priser

Prix au Luxembourg, TVA exclue:

abonnement	EUR 122
prix par numéro	EUR 37

 *  *

 OFICINA DE PUBLICACIONES OFICIALES DE LAS COMUNIDADES EUROPEAS
 KONTORET FOR DE EUROPÆISKE FÆLLESSKABERS OFFICIELLE PUBLIKATIONER
 AMT FÜR AMTLICHE VERÖFFENTLICHUNGEN DER EUROPÄISCHEN GEMEINSCHAFTEN
 ΥΠΗΡΕΣΙΑ ΕΠΙΣΗΜΩΝ ΕΚΔΟΣΕΩΝ ΤΩΝ ΕΥΡΩΠΑΪΚΩΝ ΚΟΙΝΟΤΗΤΩΝ
 OFFICE FOR OFFICIAL PUBLICATIONS OF THE EUROPEAN COMMUNITIES
 OFFICE DES PUBLICATIONS OFFICIELLES DES COMMUNAUTÉS EUROPÉENNES
 UFFICIO DELLE PUBBLICAZIONI UFFICIALI DELLE COMUNITÀ EUROPEE
 BUREAU VOOR OFFICIËLE PUBLIKATIES DER EUROPESE GEMEENSCHAPPEN
 SERVIÇO DAS PUBLICAÇÕES OFICIAIS DAS COMUNIDADES EUROPEIAS
 EUROOPAN YHTEISÖJEN VIRALLISTEN JULKAISUJEN TOIMISTO
 BYRÅN FÖR EUROPEISKA GEMENSKAPERNAS OFFICIELLA PUBLIKATIONER

L-2985 Luxembourg