


**GENERAL BUDGET
OF THE EUROPEAN UNION
FOR THE FINANCIAL YEAR 1998**



The figures



EUROPEAN COMMISSION

**GENERAL BUDGET
OF THE EUROPEAN UNION
FOR THE FINANCIAL YEAR 1998**

The figures

BRUSSELS • LUXEMBOURG, 1998

Note to the reader

For technical reasons a decimal comma is used in this publication.

A great deal of additional information on the European Union is available on the Internet. It can be accessed through the Europa server (<http://europa.eu.int>).

Cataloguing data can be found at the end of this publication.

Luxembourg: Office for Official Publications of the European Communities, 1998

ISBN 92-828-2570-1

© European Communities, 1998

Reproduction is authorised provided the source is acknowledged.

Printed in France

CONTENTS

	Page
General presentation	5
Breakdown of expenditure by subsection	7
General summary of appropriations for 1997 and 1998	8
Financial perspective 1993 to 1999	13
Breakdown by heading in the financial perspective	14
Breakdown by heading in the financial perspective with subdivisions	15
Heading 1: Common agricultural policy	18
Heading 2: Structural operations	19
Heading 3: Internal policies	20
Heading 4: External action and negative reserve	21
Heading 5: Administrative expenditure of the institutions	22
Breakdown by type of revenue	23

GENERAL PRESENTATION

Following Parliament's second reading, the President of Parliament declared the 1998 budget finally adopted on 18 December 1997.

This budget totals ECU 91 013 million in commitment appropriations and ECU 83 529 million in payment appropriations, up by 2,10 % on the 1997 budget in commitment appropriations and by 1,41 % in payment appropriations. Substantial margins remain beneath the financial perspective ceilings: ECU 3 731 million in commitment appropriations, and ECU 7 052 million in payment appropriations. The total payment appropriations represent 1,14 % of GNP (compared with the own resources ceiling of 1,26 % of GNP).

It is thus a very moderate budget which testifies to the determination of the two arms of the budgetary authority to share in the Member States' budgetary rigour in the run-up to monetary union.

However, it does provide funding for the Union's major priorities, particularly the employment initiative introduced by Parliament and confirmed by the extraordinary European Summit on Employment in Luxembourg, and the continuation of the major Community programmes and the peace process in Northern Ireland.

The appropriations earmarked for agricultural expenditure total ECU 40 437 million. They were cut by ECU 550 million from the Commission's preliminary draft, and now stand at roughly the 1997 out-turn. The margin in relation to the guideline is ECU 2 800 million. The expenditure forecasts were updated by letter of amendment No 1, in accordance with the agreement reached between the two arms of the budgetary authority after Parliament's first reading, which meant that the most recent economic data could be taken into account.

Expenditure on structural measures comes to ECU 33 461 in commitment appropriations, and ECU 28 400 in payment appropriations, which was the amount entered in the preliminary draft. The allocations for the Structural Funds come to ECU 30 482 million in commitment appropriations, corresponding to the amounts agreed at Edinburgh and adapted for enlargement. The PEACE initiative for Northern Ireland was boosted by ECU 100 million by redeploying non-programmed appropriations from Objectives 1, 3 and 5a. The RETEX and Rechar initiatives are allocated ECU 42 million and 36 million respectively.

Appropriations allocated to internal policies total ECU 5 756 million, an increase of 2,88 % on the 1997 budget. The margin left beneath the ceiling for this heading is an unprecedented ECU 247 million in commitment appropriations.

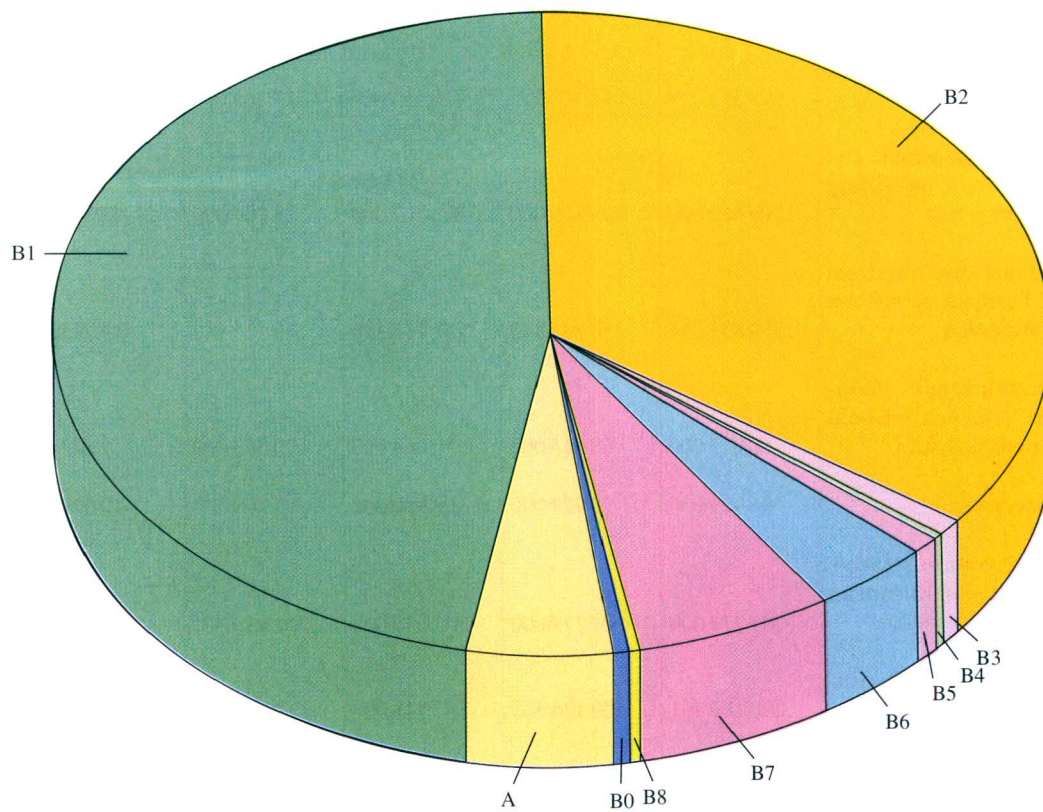
Appropriations for research stand at ECU 3 491 million, which includes an increase of ECU 15 million for the fourth framework programme. Trans-European networks make up the second major item under the heading with ECU 560 million (an increase on 1997 of more than 20 %).

Among the other policies, the most significant effort is that made for the new employment initiative, to which the 1998 budget devotes a new heading, 'Labour market and technological innovation', allocated ECU 191 million. The Socrates programme also receives ECU 27,65 million more than in the 1997 budget, thus anticipating the outcome of the conciliation procedure on additional funding for 1998 and 1999. Other programmes, however, suffer significant cuts, such as Leonardo (ECU - 9,6 million), culture and audiovisual media (ECU - 20,7 million), HDTV (allocation cancelled) and awarding and advertising public contracts — OJ S series (ECU - 14,4 million).

For external action, the overall allocation stands at ECU 5 731 million, an increase of 2,2 % on the 1997 budget, which leaves a margin of ECU 470 million beneath the ceiling for the heading. The most significant increases compared with the 1997 budget are for cooperation with Latin American countries (+ 7,37 %) and Mediterranean non-member countries (+ 14,81 %), and for democracy and the protection of human rights (+ 23,4 %), while food aid and humanitarian aid remain at levels close to those of 1997, as do the other cooperation measures, and cooperation with Asian countries. The amount for cooperation with the countries of central and eastern Europe, the new independent States and Mongolia complies with the financial programming that was decided at the Cannes European Council.

The appropriations allocated for administrative expenditure come to ECU 4 353 million, up by 1,64 % compared with 1997. Of this total ECU 2 377 million is for the Commission (excluding pensions) and ECU 1 510 million for the other institutions; this represents zero growth for the Commission compared with 1997.

Budget 1998
Breakdown of expenditure by subsection
(appropriations for commitments)



(million ECU)

Subsection	Amount	%
■ B1: EAGGF Guarantee Section	40 937,0	45,0
■ B2: Structural operations, structural expenditure and cohesion expenditure, financial mechanism, other agricultural and regional operations, transport and fisheries	33 691,1	37,0
■ B3: Training, youth, culture, audiovisual media, information and other social operations	778,1	0,9
■ B4: Energy, Euratom nuclear safeguards and environment	189,5	0,2
■ B5: Consumer protection, internal market, industry and trans-European networks	1 067,1	1,2
■ B6: Research and technological development	3 491,0	3,8
■ B7: External action	6 038,8	6,6
■ B8: Common foreign and security policy	30,0	0,0
■ B0: Compensation, guarantees, reserves	437,0	0,5
■ A: Administrative expenditure	4 353,4	4,8
Total	91 013,0	100,0

General summary of appropriations for 1997 and 1998

Heading in the financial perspective	Sub-section Title	Heading	Appropriations 1997		Appropriations 1998		Difference 1998/1997	
			Commitments	Payments	Commitments	Payments	Commitments	Payments
		PART A						
5	A-1	Expenditure relating to persons working with the institution	1 651 117 599	1 651 117 599	1 712 165 000	1 712 165 000	61 047 401	61 047 401
5	A-2	Buildings, equipment and miscellaneous operating expenditure	309 869 000	309 869 000	323 207 000	323 207 000	13 338 000	13 338 000
5	A-3	Expenditure resulting from special functions carried out by the institution	250 832 245	250 832 245	248 115 180	248 115 180	-2 717 065	-2 717 065
5	A-4	Interinstitutional cooperation, interinstitutional services and activities	68 015 000	68 015 000	70 563 000	70 563 000	2 548 000	2 548 000
5	A-5	Data processing	95 929 000	95 929 000	93 900 000	93 900 000	-2 029 000	-2 029 000
5	A-6	Staff and administrative expenditure of European Community delegations	201 779 000	201 779 000	202 630 000	202 630 000	851 000	851 000
5	A-7	Support staff and decentralisation	220 186 401	220 186 401	192 518 000	192 518 000	-27 668 401	-27 668 401
5	A-10	Other expenditure	p.m.	p.m.	p.m.	p.m.	0	0
		Part A — Total	2 797 728 245	2 797 728 245	2 843 098 180	2 843 098 180	45 369 935	45 369 935
		PART B						
	B1	European Agricultural Guidance and Guarantee Fund, Guarantee Section						
1	B1-1	Plant products	25 198 700 000	25 198 700 000	26 503 000 000	26 503 000 000	1 304 300 000	1 304 300 000
1	B1-2	Animal products	13 421 200 000	13 421 200 000	10 742 000 000	10 742 000 000	-2 679 200 000	-2 679 200 000
1	B1-3	Ancillary expenditure	340 000 000	340 000 000	909 000 000	909 000 000	569 000 000	569 000 000
1	B1-4	Income aid	9 700 000	9 700 000	3 000 000	3 000 000	-6 700 000	-6 700 000
1	B1-5	Accompanying measures	1 835 400 000	1 835 400 000	2 280 000 000	2 280 000 000	444 600 000	444 600 000
6	B1-6	Monetary reserve	500 000 000	500 000 000	500 000 000	500 000 000	0	0
		B1 — Sub-total	41 305 000 000	41 305 000 000	40 937 000 000	40 937 000 000	-368 000 000	-368 000 000

General summary of appropriations for 1997 and 1998 (cont'd)

Heading in the financial perspective	Sub-section Title	Heading	Appropriations 1997		Appropriations 1998		Difference 1998/1997	
			Commitments	Payments	Commitments	Payments	Commitments	Payments
	B2	Structural operations, Structural and Cohesion Funds, other agricultural and regional operations, transport and fisheries						
2	B2-1	Structural Funds	28 720 000 000	23 936 000 000	30 482 000 000	25 643 200 000	1 762 000 000	1 707 200 000
2	B2-3	Cohesion Fund	2 749 000 000	2 326 000 000	2 871 000 000	2 648 800 000	122 000 000	322 800 000
2	B2-4	Expenditure for the financial mechanism relating to the accession of new Member States	108 000 000	108 000 000	108 000 000	108 000 000	0	0
3	B2-5	Other agricultural operations	163 435 000	154 750 000	145 900 000	121 300 000	-17 535 000	-33 450 000
3	B2-6	Other regional operations	22 000 000	39 500 000	17 000 000	22 000 000	-5 000 000	-17 500 000
3	B2-7	Transport	21 595 000	28 495 000	19 050 000	20 790 000	-2 545 000	-7 705 000
3	B2-9	Other measures concerning fisheries and the sea	49 950 000	37 950 000	48 100 000	30 600 000	-1 850 000	-7 350 000
		B2 — Sub-total	31 833 980 000	26 630 695 000	33 691 050 000	28 594 690 000	1 857 070 000	1 963 995 000
	B3	Training, youth, culture, audiovisual media, information and other social operations						
3	B3-1	Education, vocational training and youth	377 875 000	371 375 000	411 050 000	369 350 000	33 175 000	-2 025 000
3	B3-2	Culture and audiovisual	119 915 000	121 715 000	99 150 000	107 700 000	-20 765 000	-14 015 000
3	B3-3	Information and communication	107 800 000	104 200 000	102 530 000	84 330 000	-5 270 000	-19 870 000
3	B3-4	Social dimension and employment	172 860 000	166 550 000	165 370 000	150 800 000	-7 490 000	-15 750 000
		B3 — Sub-total	778 450 000	763 840 000	778 100 000	712 180 000	-350 000	-51 660 000
	B4	Energy, Euratom nuclear safeguards and environment						
3	B4-1	Energy	38 100 000	48 800 000	33 000 000	36 800 000	-5 100 000	-12 000 000
3	B4-2	Euratom nuclear safeguards	15 787 000	16 887 000	16 000 000	17 000 000	213 000	113 000
3	B4-3	Environment	131 769 000	133 569 000	140 500 000	128 440 000	8 731 000	-5 129 000
		B4 — Sub-total	185 656 000	199 256 000	189 500 000	182 240 000	3 844 000	-17 016 000

General summary of appropriations for 1997 and 1998 (cont'd)

Heading in the financial perspective	Sub-section Title	Heading	Appropriations 1997		Appropriations 1998		Difference 1998/1997	
			Commitments	Payments	Commitments	Payments	Commitments	Payments
	B5	Consumer protection, internal market, industry and trans-European networks						
3	B5-1	Consumer protection and consumer health protection	19 575 000	24 475 000	20 870 000	21 170 000	1 295 000	-3 305 000
3	B5-2	Aid for reconstruction	3 876 000	3 876 000	2 976 000	2 976 000	-900 000	-900 000
3	B5-3	Internal market	219 015 000	208 178 000	157 300 000	146 735 000	-61 715 000	-61 443 000
3	B5-4	Industry	84 322 000	83 200 000	84 100 000	77 000 000	-222 000	-6 200 000
3	B5-5	Employment market and technological innovation	45 771 000	41 071 000	191 000 000	100 000 000	145 229 000	58 929 000
3	B5-6	Statistical information	28 225 000	26 425 000	29 800 000	29 000 000	1 575 000	2 575 000
3	B5-7	Trans-European networks	465 554 000	326 565 000	559 900 000	388 800 000	94 346 000	62 235 000
3	B5-8	Cooperation policy in the fields of justice and home affairs	13 050 000	11 250 000	15 750 000	13 750 000	2 700 000	2 500 000
3	B5-9	Measures to combat fraud and support expenditure for internal policies	19 900 000	19 900 000	5 400 000	5 400 000	-14 500 000	-14 500 000
		B5 — Sub-total	899 288 000	744 940 000	1 067 096 000	784 831 000	22 579 000	-19 038 000
	B6	Research and technological development						
3	B6-1	Joint Research Centre — Staff and resources	200 406 000	198 807 000	207 494 000	203 557 000	7 088 000	4 750 000
3	B6-2	Joint Research Centre — Direct operating appropriations — EC framework programme 1994 to 1998	36 715 000	31 333 000	40 712 000	34 693 000	3 997 000	3 360 000
3	B6-3	Joint Research Centre — Direct operating appropriations — EAEC framework programme 1994 to 1998	7 979 000	7 178 000	11 794 000	9 390 000	3 815 000	2 212 000
3	B6-4	Joint Research Centre — Direct action — completion of former joint and supplementary programmes and other Joint Research Centre activities	p.m.	1 682 000	p.m.	1 360 000	0	-322 000

General summary of appropriations for 1997 and 1998 (cont'd)

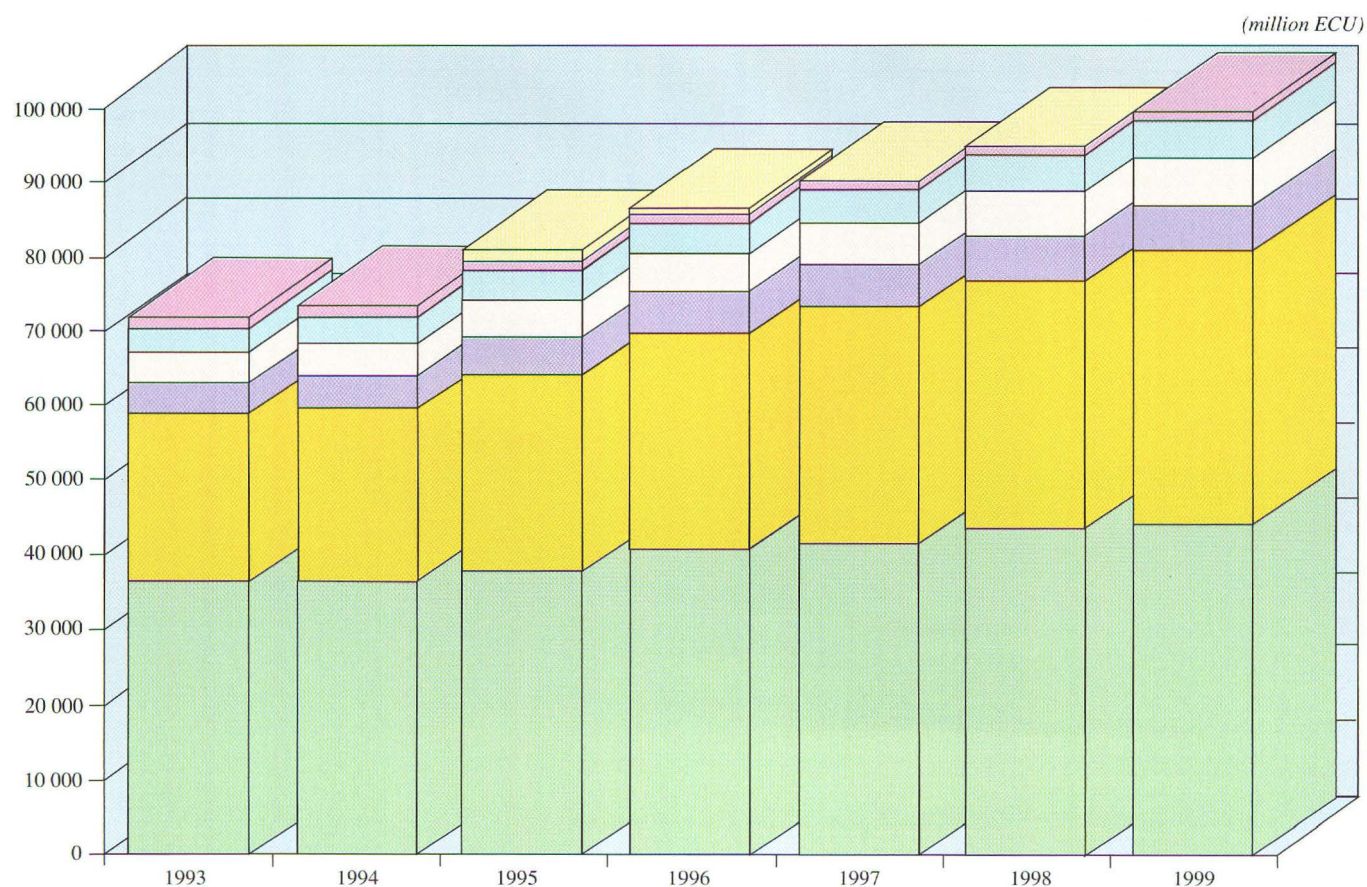
Heading in the financial perspective	Sub-section Title	Heading	Appropriations 1997		Appropriations 1998		Difference 1998/1997	
			Commitments	Payments	Commitments	Payments	Commitments	Payments
3	B6-5	Indirect action (shared-cost projects) and concerted action — completion of earlier projects and other activities	p.m.	510 306 000	p.m.	222 167 000	0	-288 139 000
3	B6-7	Indirect action (shared-cost projects), concerted action and supplementary programmes — EC framework programme 1994 to 1998	3 054 900 000	2 210 579 000	3 024 193 000	2 348 709 000	-30 707 000	138 130 000
3	B6-8	Indirect action (shared-cost projects), concerted action and supplementary programmes — EAEC framework programme 1994 to 1998	200 000 000	200 474 000	206 807 000	179 391 000	6 807 000	-21 083 000
3	B6-9	Fifth framework programme for research, technological development and demonstration (1998-2002)			p.m.	p.m.	0	0
		B6 — Sub-total	3 500 000 000	3 160 359 000	3 491 000 000	2 999 267 000	-9 000 000	-161 092 000
	B7	External action						
4	B7-1	European Development Fund	p.m.	p.m.	p.m.	p.m.	0	0
4	B7-2	Food and humanitarian aid	904 450 000	772 450 000	914 450 000	754 950 000	10 000 000	-17 500 000
4	B7-3	Cooperation with developing countries in Asia, Latin America and southern Africa, including South Africa	801 800 000	470 600 000	808 150 000	455 400 000	6 350 000	-15 200 000
4	B7-4	Cooperation with Mediterranean third countries and the Middle East	994 700 000	675 700 000	1 142 000 000	617 735 000	147 300 000	-57 965 000
4	B7-5	Cooperation with countries of central and eastern Europe and the new independent States and Mongolia	2 001 100 000	1 766 593 000	1 947 900 000	1 547 937 500	-53 200 000	-218 655 500
4	B7-6	Other cooperation measures	407 650 000	344 250 000	407 100 000	312 170 000	-550 000	-32 080 000

General summary of appropriations for 1997 and 1998 (cont'd)

Heading in the financial perspective	Sub-section Title	Heading	Appropriations 1997		Appropriations 1998		Difference 1998/1997	
			Commitments	Payments	Commitments	Payments	Commitments	Payments
4	B7-7	European initiative for democracy and the protection of human rights	78 925 000	65 225 000	97 400 000	75 800 000	18 475 000	10 575 000
4	B7-8	External aspects of certain Community policies	373 717 000	364 367 000	383 830 000	406 305 000	10 113 000	41 938 000
6	B7-9	Reserve	344 000 000	344 000 000	338 000 000	338 000 000	-6 000 000	-6 000 000
		B7 — Sub-total	5 906 342 000	4 803 185 000	6 038 830 000	4 508 297 500	132 488 000	-294 887 500
		B8 Common foreign and security policy						
	B8-0	Common foreign and security policy	30 000 000	30 000 000	30 000 000	20 250 000	0	-9 750 000
		B8 — Sub-total	30 000 000	30 000 000	30 000 000	20 250 000	0	-9 750 000
		B0 Guarantees, reserves, compensation						
6	B0-2	Guarantees for borrowing and lending operations	329 000 000	329 000 000	338 000 000	338 000 000	9 000 000	9 000 000
6	B0-3	Deficit carried over from previous year	p.m.	p.m.	p.m.	p.m.	0	0
	B0-4	Reserves and provisions ⁽¹⁾	-126 000 000	-96 000 000	p.m.	p.m.	126 000 000	96 000 000
7	B0-5	Budgetary compensation for the new Member States	212 000 000	212 000 000	99 000 000	99 000 000	-113 000 000	-113 000 000
		B0 — Sub-total	415 000 000	445 000 000	437 000 000	437 000 000	22 000 000	-8 000 000
		Part B — Total	84 853 716 000	78 082 275 000	86 976 096 000	80 396 100 000	2 122 380 000	2 313 825 000
5		Other institutions	1 485 531 501	1 485 531 501	1 510 313 606	1 510 313 606	24 782 105	24 782 105
		Grand Total	89 136 975 746	82 365 534 746	91 012 987 786	83 529 167 286	1 876 012 040	1 163 632 540

(1) The appropriations entered in Chapter B0-4 0 are included in the titles concerned.

Financial perspective 1993 to 1999



	EU-12		EU-15				1998 prices 1999
	Current prices		Current prices				
	1993	1994	1995	1996	1997	1998	
<i>Appropriations for commitments</i>							
1. Common agricultural policy	36 657	36 465	37 944	40 828	41 805	43 263	44 064
2. Structural operations	22 192	23 176	26 329	29 131	31 477	33 461	36 618
Structural Funds	20 627	21 323	24 069	26 579	28 620	30 482	33 673
Cohesion Fund	1 565	1 853	2 152	2 444	2 749	2 871	2 945
EEA financial mechanism			108	108	108	108	0
3. Internal policies	4 109	4 370	5 060	5 337	5 603	6 003	6 231
4. External action	4 120	4 311	4 895	5 264	5 622	6 201	6 703
5. Administrative expenditure	3 421	3 634	4 022	4 191	4 352	4 541	4 609
6. Reserves	1 522	1 530	1 146	1 152	1 158	1 176	1 176
Monetary reserve	1 000	1 000	500	500	500	500	500
Guarantee reserve	313	318	323	326	329	338	338
Emergency aid reserve	209	212	323	326	329	338	338
7. Compensation			1 547	701	212	99	0
Total appropriations for commitments	72 021	73 486	80 943	86 604	90 229	94 744	99 401
Total appropriations for payments	68 611	70 352	77 229	82 223	85 807	90 581	94 032
Appropriations for payments (% GNP)	1,20	1,20	1,20	1,20	1,22	1,23	1,25
Margin (% GNP)	0,00	0,00	0,01	0,02	0,02	0,03	0,02
Own resources ceiling (% GNP)	1,20	1,20	1,21	1,22	1,24	1,26	1,27

Breakdown by heading in the financial perspective

Heading	Budget 1997	Financial perspective 1998	Budget 1998	Difference	
				%	Amount
				3 - 1	3 - 1
	1	2	3		
Appropriations for commitments					
1. Common agricultural policy	40 805 000 000	43 263 000 000	40 437 000 000	-0,90	-368 000 000
<i>Margin</i>	1 000 000 000		2 826 000 000		
2. Structural operations:					
— Structural Funds	28 620 000 000	30 482 000 000	30 482 000 000	6,51	1 862 000 000
— Cohesion Fund	2 749 000 000	2 871 000 000	2 871 000 000	4,44	122 000 000
— European Economic Area financial mechanism	108 000 000	108 000 000	108 000 000	0,00	0
Total	31 477 000 000	33 461 000 000	33 461 000 000	6,30	1 984 000 000
<i>Margin</i>	0		0		
3. Internal policies	5 594 374 000	6 003 000 000	5 755 746 000	2,88	161 372 000
<i>Margin</i>	8 626 000		247 254 000		
4. External action	5 607 342 000	6 201 000 000	5 730 830 000	2,20	123 488 000
<i>Margin</i>	14 658 000		470 170 000		
5. Administrative expenditure	4 283 259 746	4 541 000 000	4 353 411 786	1,64	70 152 040
<i>Margin</i>	68 740 254		187 588 214		
6. Reserves:					
— monetary reserve	500 000 000	500 000 000	500 000 000	0,00	0
— guarantee reserve	329 000 000	338 000 000	338 000 000	2,74	9 000 000
— emergency aid reserve	329 000 000	338 000 000	338 000 000	2,74	9 000 000
Total	1 158 000 000	1 176 000 000	1 176 000 000	1,55	18 000 000
<i>Margin</i>	0		0		0
7. Compensation	212 000 000	99 000 000	99 000 000	-53,30	-113 000 000
<i>Margin</i>	0		0		0
Total appropriations for commitments	89 136 975 746	94 744 000 000	91 012 987 786	2,10	1 876 012 040
<i>Margin</i>	1 092 024 254		3 731 021 214		
Appropriations for payments					
Total appropriations for payments	82 365 534 746	90 581 000 000	83 529 167 286	1,41	1 163 632 540
<i>Margin</i>	3 441 465 254		7 051 832 714		
Appropriations for payments (% GNP)	1,17	1,23	1,14		

**Breakdown by heading in the financial perspective
(with subdivisions)**

Heading	Budget 1997	Financial perspective 1998	Budget 1998	Difference	
				%	Amount
				3 - 1	3 - 1
1	2	3	3 - 1	3 - 1	
Appropriations for commitments					
1. Common agricultural policy					
— Markets (Titles B1-1 to B1-3)	38 959 900 000		38 154 000 000	-2,07	-805 900 000
— Accompanying measures (Titles B1-4 and B1-5)	1 845 100 000		2 283 000 000	23,73	437 900 000
Total 1	40 805 000 000	43 263 000 000	40 437 000 000	-0,90	-368 000 000
<i>Margin</i>	<i>1 000 000 000</i>		<i>2 826 000 000</i>		
2. Structural operations					
— EAGGF-Guidance (Chapter B2-1-0)	4 026 100 000		4 183 100 000	3,90	157 000 000
— Financial Instrument for Fisheries Guidance (FIFG) (Chapter B2-1-1)	490 650 000		464 200 000	-5,39	-26 450 000
— ERDF (Chapter B2-1-2)	12 989 700 000		14 000 400 000	7,78	1 010 700 000
— ESF (Chapter B2-1-3)	7 639 100 000		8 628 050 000	12,95	988 950 000
— Community initiatives (Chapter B2-1-4)	3 273 400 000		2 856 100 000	-12,75	-417 300 000
— Transitional measures, innovatory schemes and measures to combat fraud (Chapters B2-1-5 and B2-1-8)	301 050 000		350 150 000	16,31	48 100 000
— Negative reserve (Chapter B0-4-5)	-100 000 000			-100,00	100 000 000
Structural Funds — Sub-total	28 620 000 000	30 482 000 000	30 482 000 000	6,51	1 862 000 000
— Cohesion Fund (Title B2-3)	2 749 000 000		2 871 000 000	4,44	
— EEA financial mechanism (Title B2-4)	108 000 000		108 000 000	0,00	
Total 2	31 477 000 000	33 461 000 000	33 461 000 000	6,30	1 984 000 000
<i>Margin</i>					
3. Internal policies					
— Research and technological development (Subsection B6)	3 500 000 000		3 491 000 000	-0,26	-9 000 000
— Other agricultural operations (Title B2-5)	163 435 000		145 900 000	-10,73	-17 535 000
— Other regional operations (Title B2-6)	22 000 000		17 000 000	-22,73	-5 000 000
— Transport (Title B2-7)	21 595 000		19 050 000	-11,79	-2 545 000
— Other measures concerning fisheries and the sea (Title B2-9)	49 950 000		48 100 000	-3,70	-1 850 000
— Education, vocational training and youth (Title B3-1)	377 875 000		411 050 000	8,78	33 175 000
— Culture and audiovisual (Title B3-2)	119 915 000		99 150 000	-17,32	-20 765 000
— Information and communication (Title B3-3)	107 800 000		102 530 000	-4,89	-5 270 000
— Other social operations (Title B3-4)	172 860 000		165 370 000	-4,33	-7 490 000
— Energy (Title B4-1)	38 100 000		33 000 000	-13,39	-5 100 000

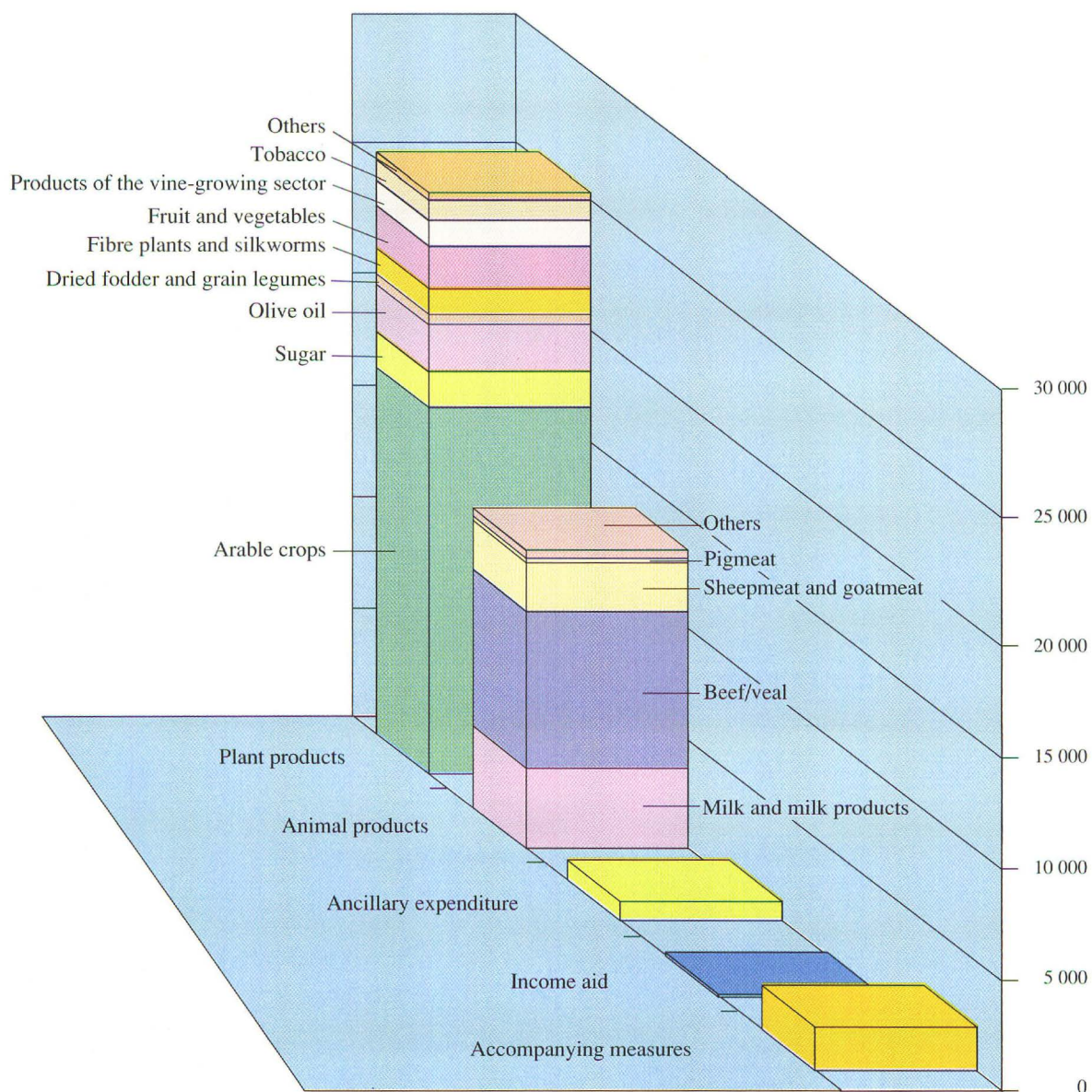
**Breakdown by heading in the financial perspective
(with subdivisions) (cont'd)**

Heading	Budget 1997	Financial perspective 1998	Budget 1998	Difference	
				%	Amount
				3 : 1	3 - 1
	1	2	3		
— Euratom nuclear safeguards (Title B4-2)	15 787 000		16 000 000	1,35	213 000
— Environment (Title B4-3)	131 769 000		140 500 000	6,63	8 731 000
— Consumer protection (Title B5-1)	19 575 000		20 870 000	6,62	1 295 000
— Aid for reconstruction (Title B5-2)	3 876 000		2 976 000	-23,22	-900 000
— Internal market (Title B5-3)	219 015 000		157 300 000	-28,18	-61 715 000
— Industry (Title B5-4)	84 322 000		84 100 000	-0,26	-222 000
— Employment market and technological innovation (Title B5-5)	45 771 000		191 000 000	317,29	145 229 000
— Statistical information (Title B5-6)	28 225 000		29 800 000	5,58	1 575 000
— Trans-European networks (Title B5-7)	465 554 000		559 900 000	20,27	94 346 000
— Cooperation policy in the fields of justice and home affairs (Title B5-8)	13 050 000		15 750 000	20,69	2 700 000
— Measures to combat fraud and support expenditure (Chapters B5-9 1 and B5-9 5)	19 900 000		5 400 000	-72,86	-14 500 000
— Negative reserve (B0-4 5)	-26 000 000			100,00	26 000 000
Total 3	5 594 374 000	6 003 000 000	5 755 746 000	2,88	161 372 000
<i>Margin</i>	<i>8 626 000</i>		<i>247 254 000</i>		
4. External action					
— European Development Fund (Title B7-1)	p.m.		p.m.		
— Food aid (Chapter B7-2 0)	530 000 000		530 000 000	0,00	
— Humanitarian aid (Chapter B7-2 1)	374 450 000		384 450 000	2,67	10 000 000
— Cooperation with Asian developing countries (Chapter B7-3 0)	401 150 000		396 150 000	-1,25	-5 000 000
— Cooperation with Latin American developing countries (Chapter B7-3 1)	255 650 000		274 500 000	7,37	18 850 000
— Cooperation with countries in southern Africa and South Africa (Chapter B7-3 2)	145 000 000		137 500 000	-5,17	-7 500 000
— Cooperation with the Mediterranean countries and the Middle East (Title B7-4)	994 700 000		1 142 000 000	14,81	147 300 000
— Cooperation with countries of central and eastern Europe (Chapter B7-5 0)	1 206 500 000		1 124 785 000	-6,77	-81 715 000
— European Bank for Reconstruction and Development (Chapter B7-5 1)	p.m.		33 750 000	∞	33 750 000
— Cooperation with the new independent States and Mongolia (Chapter B7-5 2)	540 500 000		485 250 000	-10,22	-55 250 000
— Exceptional aid for Armenia, Georgia and Tajikistan (Chapter B7-5 3)	p.m.		45 115 000	∞	45 115 000
— Cooperation with the Republics formerly part of Yugoslavia (Chapter B7-5 4)	254 100 000		259 000 000	1,93	4 900 000
— Other cooperation measures (Title B7-6)	407 650 000		407 100 000	-0,13	-550 000
— European initiative for democracy and the protection of human rights (Title B7-7)	78 925 000		97 400 000	23,41	18 475 000

Breakdown by heading in the financial perspective
(with subdivisions) (cont'd)

Heading	Budget 1997	Financial perspective 1998	Budget 1998	Difference	
				%	Amount
				3 : 1	3 - 1
	1	2	3		
— International fisheries agreements (Chapter B7-8 0)	280 000 000		295 700 000	5,61	15 700 000
— External aspects of certain Community policies (Chapters B7-8 1 to B7-8 7)	93 717 000		88 130 000	-5,96	-5 587 000
— Support expenditure for external policies (Chapter B7-9 5)	15 000 000			-100,00	-15 000 000
— Common foreign and security policy (Title B8-0)	30 000 000		30 000 000	0,00	0
Total 4	5 607 342 000	6 201 000 000	5 730 830 000	2,20	123 488 000
<i>Margin</i>	<i>14 658 000</i>		<i>470 170 000</i>		
5. Administrative expenditure					
— Part A (not including pensions)	2 376 455 245		2 376 286 180	-0,01	-169 065
— Pensions	421 273 000		466 812 000	10,81	45 539 000
Commission — Total	2 797 728 245		2 843 098 180	1,62	45 369 935
Other institutions — Total	1 485 531 501		1 510 313 606	1,67	24 782 105
Total 5	4 283 259 746	4 541 000 000	4 353 411 786	1,64	70 152 040
<i>Margin</i>	<i>68 740 254</i>		<i>187 588 214</i>		
6. Reserves					
— Monetary reserve (Title B1-6)	500 000 000		500 000 000	0,00	0
— Emergency aid reserve (Chapter B7-9 1)	329 000 000		338 000 000	2,74	9 000 000
— Guarantee reserve (Chapter B0-2 3)	329 000 000		338 000 000	2,74	9 000 000
Total 6	1 158 000 000	1 176 000 000	1 176 000 000	1,55	18 000 000
<i>Margin</i>	<i>0</i>		<i>0</i>		
7. Compensation	212 000 000		99 000 000	-53,30	-113 000 000
<i>Margin</i>	<i>0</i>		<i>0</i>		
Appropriations for commitments					
Grand Total	89 136 975 746	94 744 000 000	91 012 987 786	2,10	1 876 012 040
<i>Margin</i>	<i>1 092 024 254</i>		<i>3 731 012 214</i>		
Of which compulsory expenditure	42 761 646 000		42 424 333 000	-0,79	-337 313 000
Of which non-compulsory expenditure	46 375 329 746		48 588 654 786	4,77	2 213 325 040
Appropriations for payments					
Appropriations for payments					
Grand Total	82 365 534 746	90 581 000 000	83 529 167 286	1,41	1 163 632 540
<i>Margin</i>	<i>3 441 465 254</i>		<i>7 051 832 714</i>		
Of which compulsory expenditure	42 905 146 000		42 488 470 500	-0,97	-416 675 500
Of which non-compulsory expenditure	39 460 388 746		41 040 696 786	4,00	1 580 308 040

Budget 1998
Heading 1: Common agricultural policy



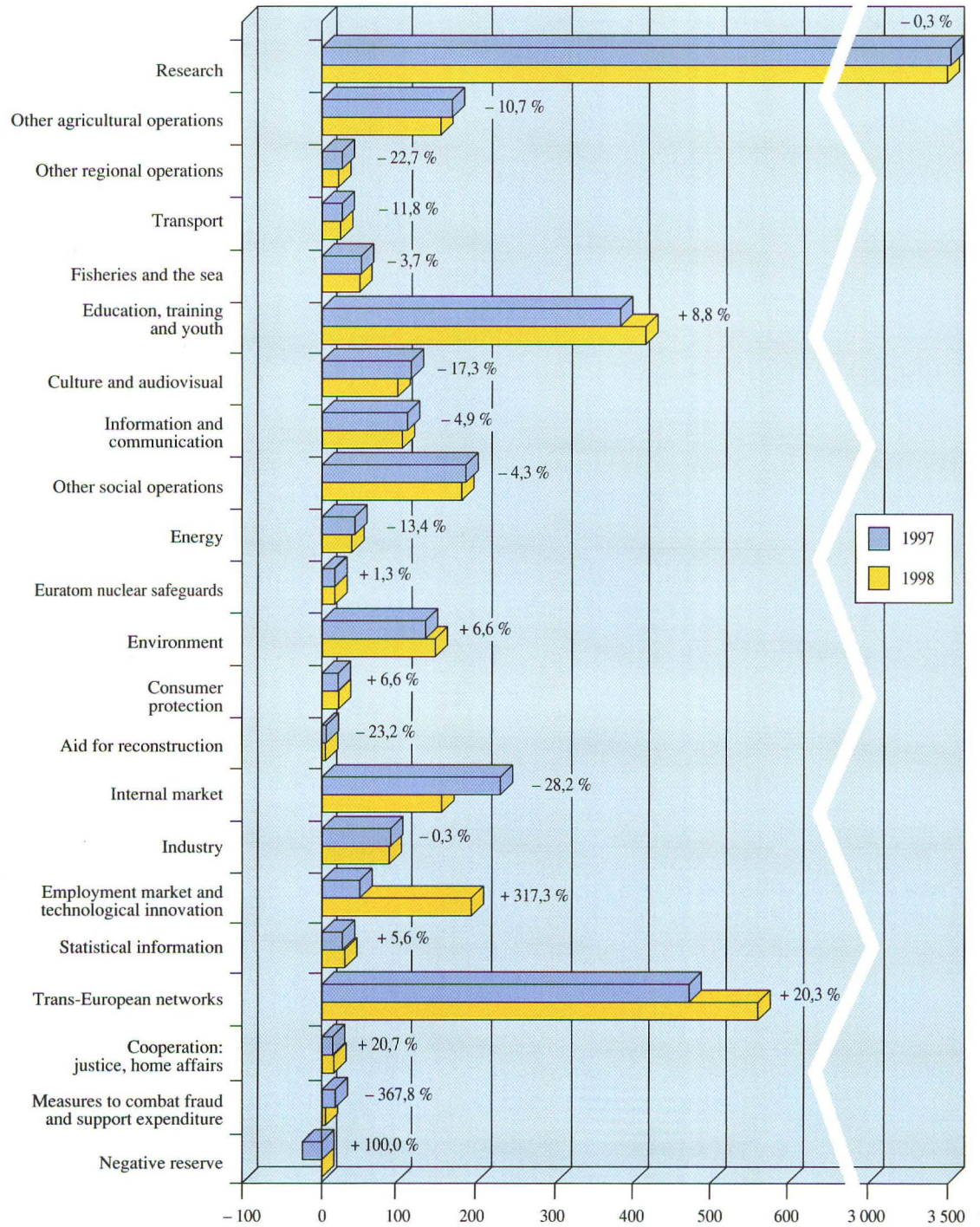
(million ECU)

EAGGF Guarantee Section	Amount	%	EAGGF Guarantee Section	Amount	%
Plant products (Title 1)	26 503,0	65,5	Animal products (Title 2)	10 742,0	26,6
Arable crops	17 255,0	42,7	Milk and milk products	2 976,0	7,4
Sugar	1 674,0	4,1	Beef/veal	5 786,0	14,3
Olive oil	2 256,0	5,6	Sheepmeat and goatmeat	1 413,0	3,5
Dried fodder and grain legumes	374,0	0,9	Pigmeat	329,0	0,8
Fibre plants and silkworms	870,0	2,2	Others	238,0	0,6
Fruit and vegetables	1 921,0	4,8	Ancillary expenditure (Title 3)	909,0	2,2
Products of the vine-growing sector	806,0	2,0	Income aid (Title 4)	3,0	0,0
Tobacco	995,0	2,5	Accompanying measures (Title 5)	2 280,0	5,6
Other plant sectors or products	352,0	0,9			
			Total	40 437,0	100,0

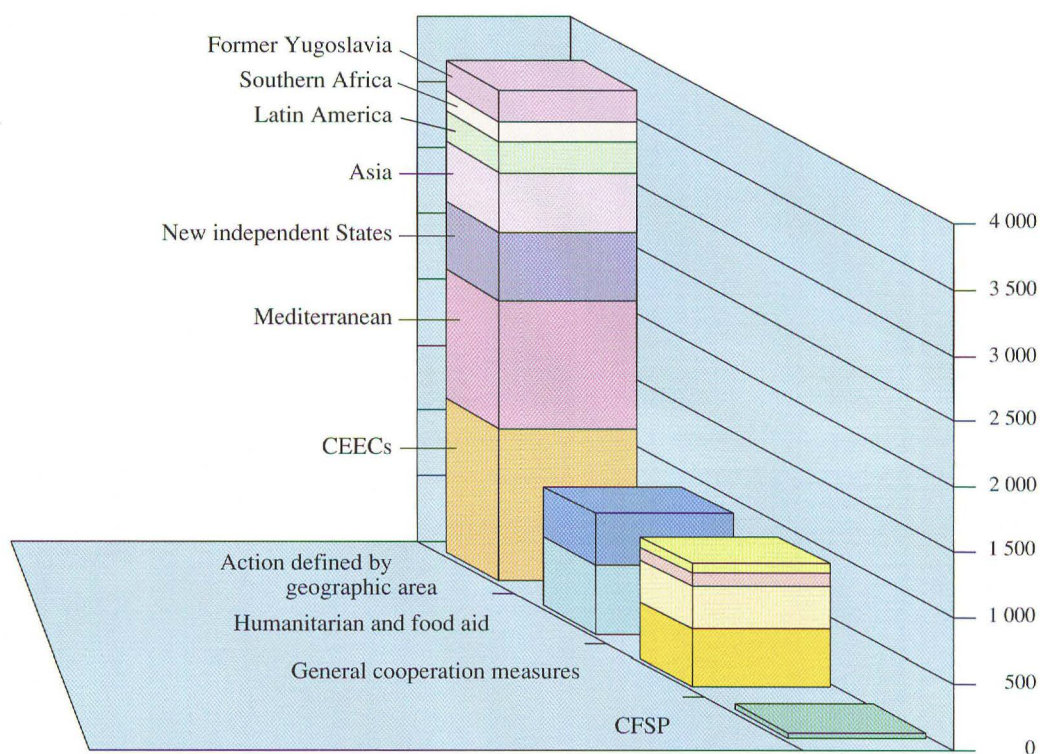
Budget 1997 and budget 1998
Heading 3: Internal policies
(appropriations for commitments)

(million ECU)

1997	1998
3 500,0	3 491,0
163,4	145,9
22,0	17,0
21,6	19,1
50,0	48,1
377,9	411,1
119,9	99,2
107,8	102,5
172,9	165,4
38,1	33,0
15,8	16,0
131,8	140,5
19,6	20,9
3,9	3,0
219,0	157,3
84,3	84,1
45,8	191,0
28,2	29,8
465,6	559,9
13,1	15,8
19,9	5,4
-26,0	
5 594,4	5 755,7



Budget 1998
Heading 4: External action and negative reserve
(appropriations for commitments)



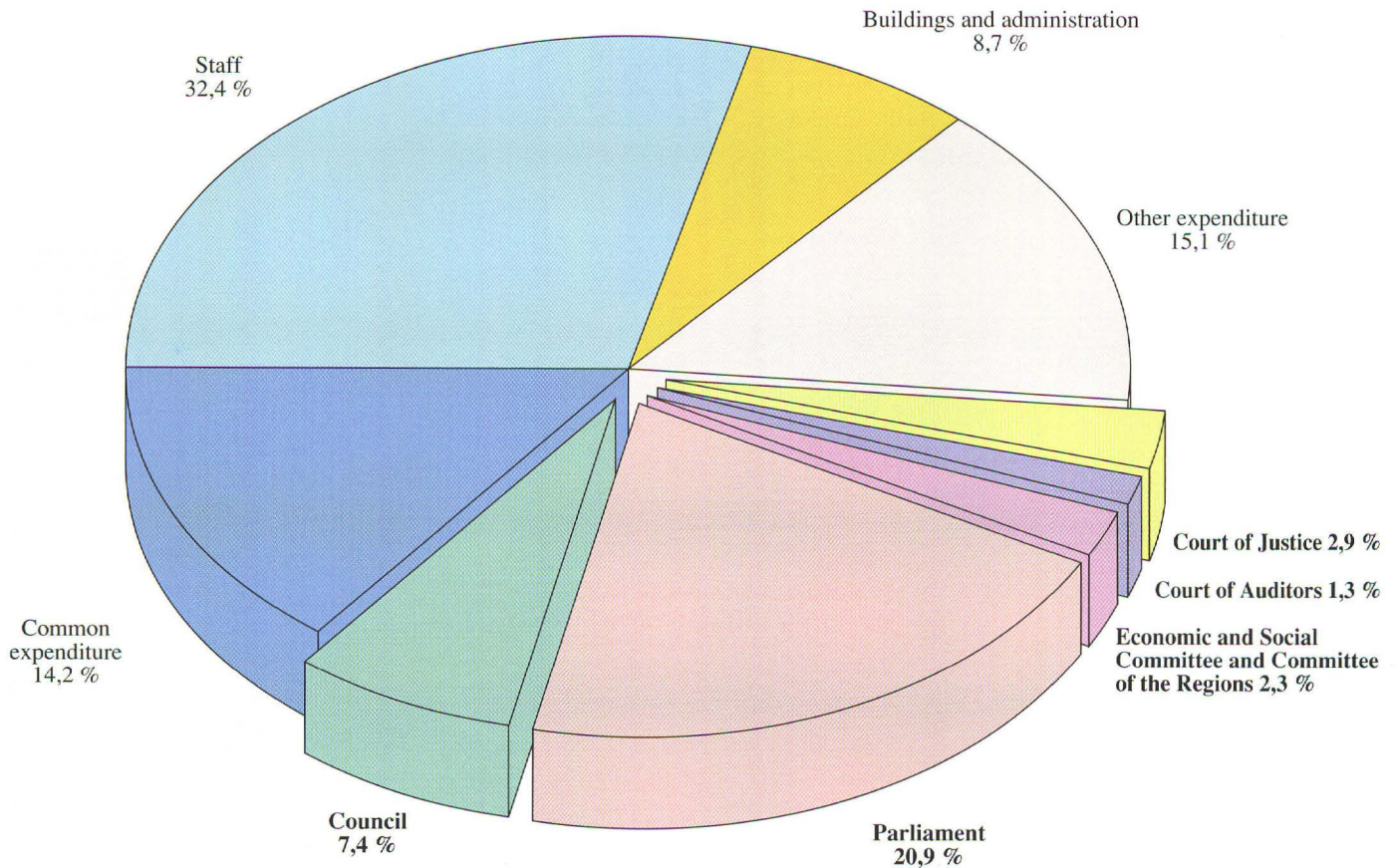
(million ECU)

External action	Amount	%
Action defined by geographic area		
Cooperation with countries of Central and Eastern Europe (CEECs) (B7-5 0)	1 124,8	19,6
Cooperation with Mediterranean countries (B7-4)	1 142,0	19,9
Cooperation with the New independent States (B7-5 2)	485,3	8,5
Cooperation with Asia (B7-3 0)	396,2	6,9
Cooperation with Latin America (B7-3 1)	274,5	4,8
Cooperation with southern Africa (B7-3 2)	137,5	2,4
Cooperation with former Yugoslavia (B7-5 4)	259,0	4,5
Humanitarian and food aid		
Food aid (B7-2 0)	530,0	9,2
Humanitarian aid (B7-2 1)	384,5	6,7
General cooperation measures		
Other cooperation measures (B7-6, B7-5 1, B7-5 3)	486,0	8,5
International fisheries agreements (B7-8 0)	295,7	5,2
Other external aspects of Community policies (B7-8 1 to B7-8 7) and support expenditure (B7-9 5)	88,1	1,5
Human rights and democracy (B7-7)	97,4	1,7
CFSP (B8-0)		
Common foreign and security policy (CFSP) (B8-0)	30,0	0,5
Total	5 730,8	100,0

Budget 1998
Heading 5: Administrative expenditure
of the institutions

Commission 65,3 %

(not including common expenditure: 51,9 %)

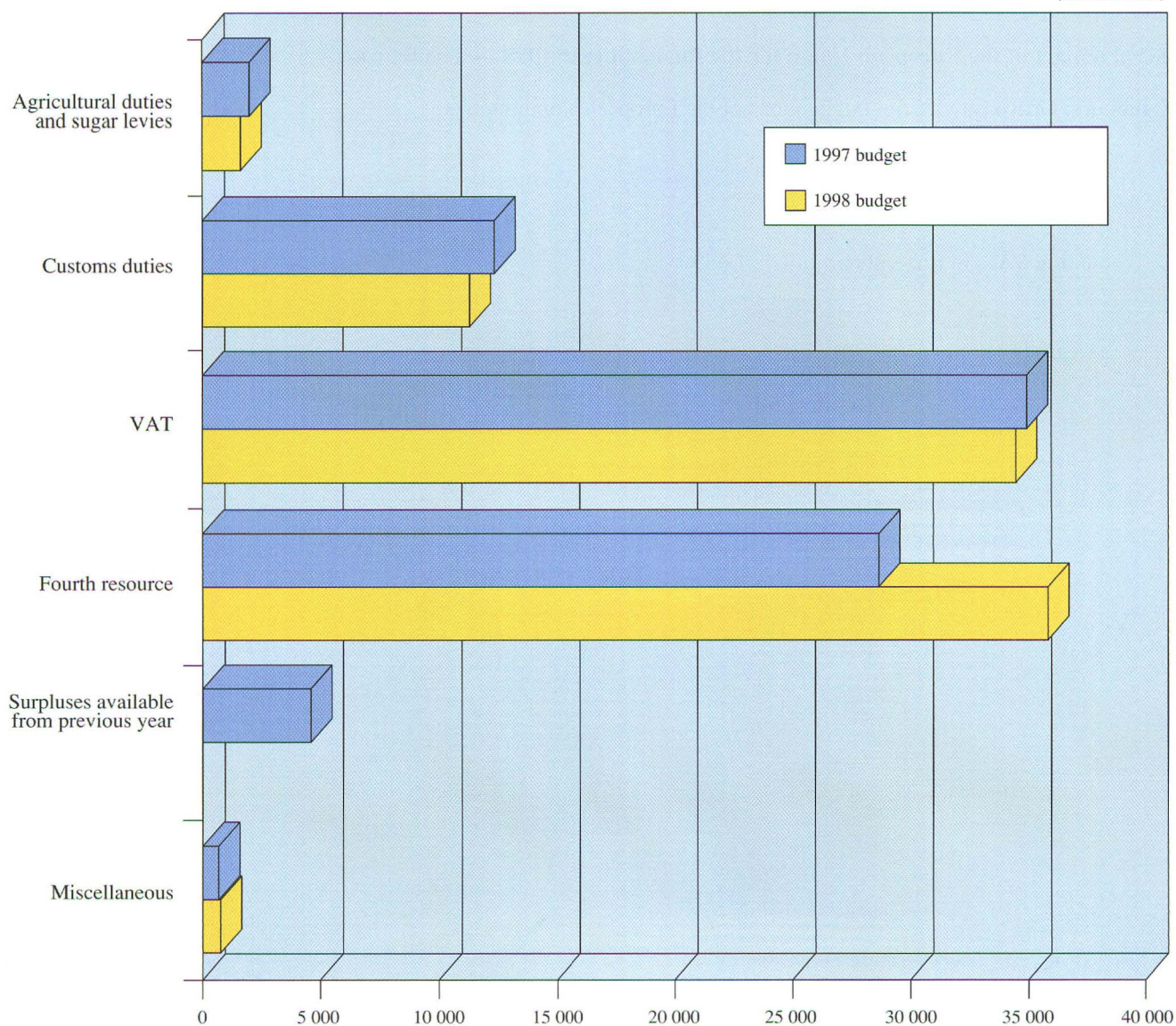


(million ECU)

Administrative expenditure	1998 budget Commitments = payments	
	Amount	%
Parliament	910,9	20,9
Council	320,3	7,4
Commission, of which:	2 843,1	65,3
Common expenditure	619,3	14,2
– Pensions (A-1 9)	466,8	10,7
– European Schools (A-3 2 7)	98,4	2,3
– Publications Office (A-3 4 2)	54,0	1,2
Expenditure relating to persons working with the institution (A-1 0 to A-1 7)	1 245,4	28,6
Buildings, equipment and miscellaneous operating expenditure (A-2)	323,2	7,4
Other expenditure	655,2	15,1
Court of Justice	120,1	2,8
Court of Auditors	59,1	1,4
Economic and Social Committee, Committee of the Regions and joint organisational structure	99,9	2,3
Total	4 353,4	100,0

1997 budget and budget for 1998
Breakdown by type of revenue

(million ECU)



Type of revenue	1997 budget		1998 budget	
	million ECU	%	million ECU	%
Agricultural duties and sugar levies	2 015,5	2,4	1 670,9	2,0
Customs duties	12 203,2	14,8	11 144,3	13,3
VAT	34 864,1	42,3	34 134,6	40,9
Fourth resource	28 286,5	34,3	35 907,8	43,0
Surpluses available from previous year	4 384,0	5,3	44,0	–
Miscellaneous	612,2	0,7	627,6	0,8
Total	82 365,5	100,0	83 529,2	100,0

European Commission

General budget of the European Union for the financial year 1998 — The figures

Luxembourg: Office for Official Publications of the European Communities

1998 — 23 pp. — 21 x 29.7 cm

ISBN 92-828-2570-1

Price (excluding VAT) in Luxembourg: ECU 17.50